V-4-2-534



Formation width of 13.5m to be read as 13.86m & respective dimensons are to be corrected according by the Bidder

Project Title :	Client :	Drawing Title :	Drawing Number :	Consultant :
Dedicated Freight Corridor Project (Western Corridor Phase-1: Rewari - Vadodara Section)	Dedicated Freight Corridor Corporation of India (A GOVERNMENT OF INDIA UNDERTAKING) 5th Floor, Pragati Maidan Metro Station Building, New Delhi-110001, INDIA	GENERAL ARRANGEMENT DRAWING FOR RCC BOX TYPE MINOR BRIDGE	NKC -CTS -BRD -AHM -00007 (SHEET 5 OF 11)	NK Consortium 4th Floor, Pragati Maidan Metro Station Building, New Delhi-110001, INDIA
			Scale : AS SHOWN	
			Reference : GAD PREPARED BY CPM AHMEDABAD	
			Drawn By : S. Salamuddin, Date : 30th, Sept, 2012	Checked By : M. N. Ahmad, Date : 1st, Oct, 2012
			Approved By : H. Kawahara, Date : 3rd, Oct, 2012	

V-4-2-535



Formation width of 13.5m to be read as 13.86m & respectively. dimensons are to be corrected according by the Bidder.

Project Title :	Client :	Drawing Title :	Drawing Number :	Consultant :
Dedicated Freight Corridor Project (Western Corridor Phase-1: Rewari - Vadodara Section)	Dedicated Freight Corridor Corporation of India (A GOVERNMENT OF INDIA UNDERTAKING) 5th Floor, Pragati Maidan Metro Station Building, New Delhi-110001, INDIA	GENERAL ARRANGEMENT DRAWING FOR RCC BOX TYPE MINOR BRIDGE	NKC -CTS -BRD -AHM -00007 (SHEET 6 OF 7)	NK Consortium 4th Floor, Pragati Maidan Metro Station Building, New Delhi-110001, INDIA
			Scale : AS SHOWN	
			Reference : GAD PREPARED BY CPM AHMEDABAD	
			Drawn By : S. Salamuddin, Date : 30th, Sept, 2012	Checked By : M. N. Ahmad, Date : 1st, Oct, 2012	Approved By : H. Kawahara, Date : 3rd, Oct, 2012

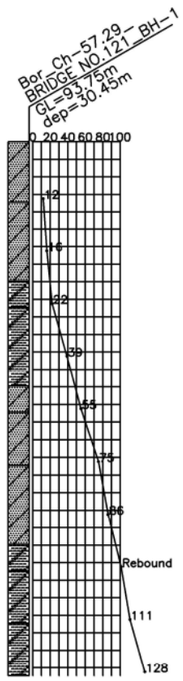

BORE HOLE PROFILE
BRIDGE NO. 119

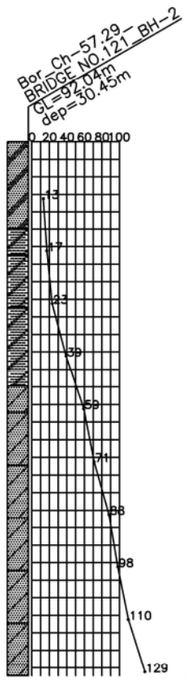

BORE HOLE PROFILE
BRIDGE NO. 126

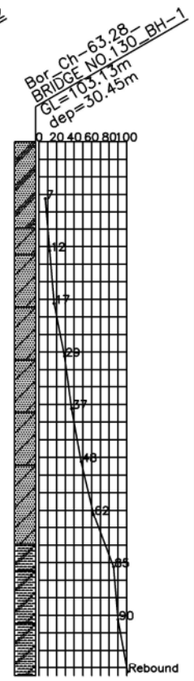

BORE HOLE PROFILE
BRIDGE NO. 131A &
139B

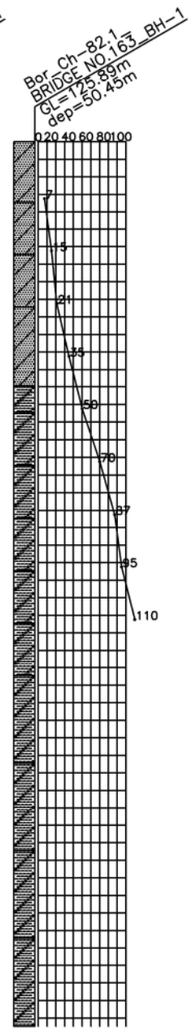

BORE HOLE PROFILE
BRIDGE NO. 152, 155,
156, 157, 158, 159 &
160

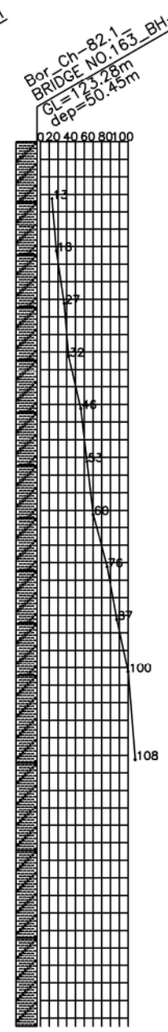

BORE HOLE PROFILE
BRIDGE NO. 164 & 165

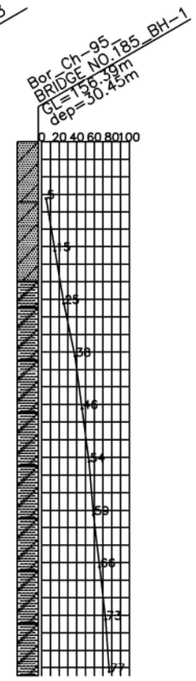

BORE HOLE PROFILE
BRIDGE NO. 176, 179,
181, 182, 184, 186, 187,
189, 190, 191, 192 &
193

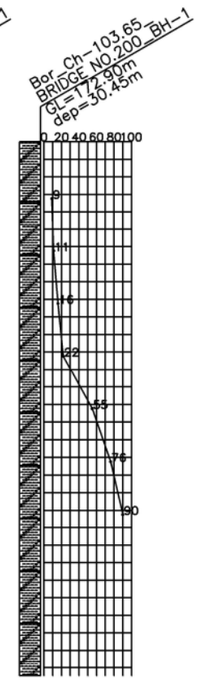

BORE HOLE PROFILE
BRIDGE NO. 194, 195,
196, 197, 198, 199, 201,
202, 203 204 & 206

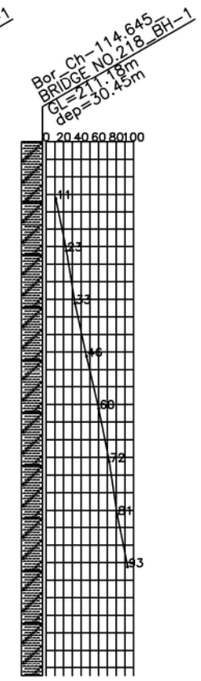

BORE HOLE PROFILE
BRIDGE NO. 207, 208,
209, 210, 211, 212, 213,
214, 215 & 216

LEGEND:

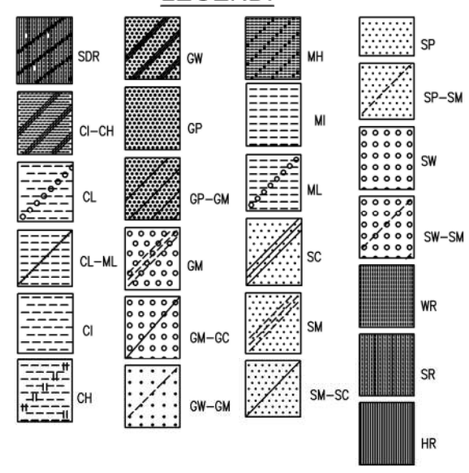

Formation width of 13.5m to be read as 13.86m & respectively
dimensons are to be corrected according by the Bidder

Project Title :	Client :	Drawing Title :	Drawing Number :	Consultant :
Dedicated Freight Corridor Project (Western Corridor Phase-1: Rewari - Vadodara Section)	Dedicated Freight Corridor Corporation of India (A GOVERNMENT OF INDIA UNDERTAKING) 5th Floor, Pragati Maidan Metro Station Building, New Delhi-110001, INDIA	GENERAL ARRANGEMENT DRAWING FOR RCC BOX TYPE MINOR BRIDGE	NKC -CTS -BRD -AHM -00007 (SHEET 7 OF 7)	NK Consortium 4th Floor, Pragati Maidan Metro Station Building, New Delhi-110001, INDIA
			Scale : AS SHOWN	
			Reference : GAD PREPARED BY CPM AHMEDABAD	
			Drawn By : S. Salamuddin, Date : 30th, Sept, 2012	Checked By : M. N. Ahmad, Date : 1st, Oct, 2012	Approved By : H. Kawahara, Date : 3rd, Oct, 2012

V-4-2-537

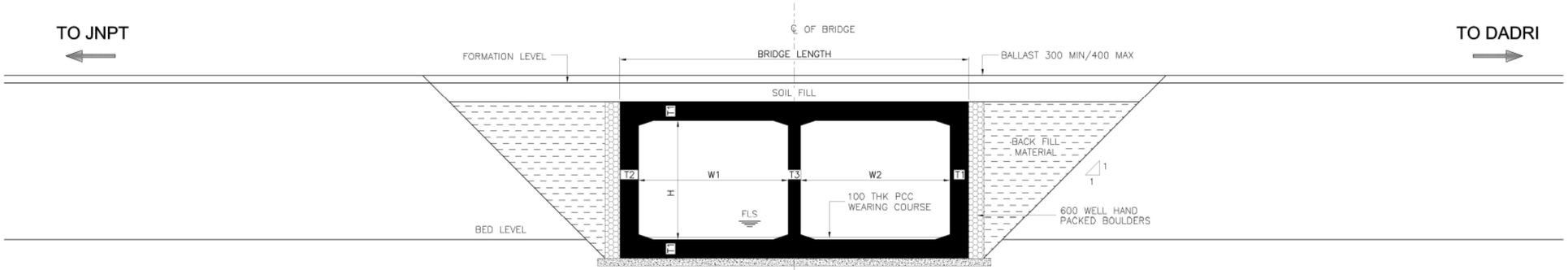

SECTION A-A

SCALE 1:100

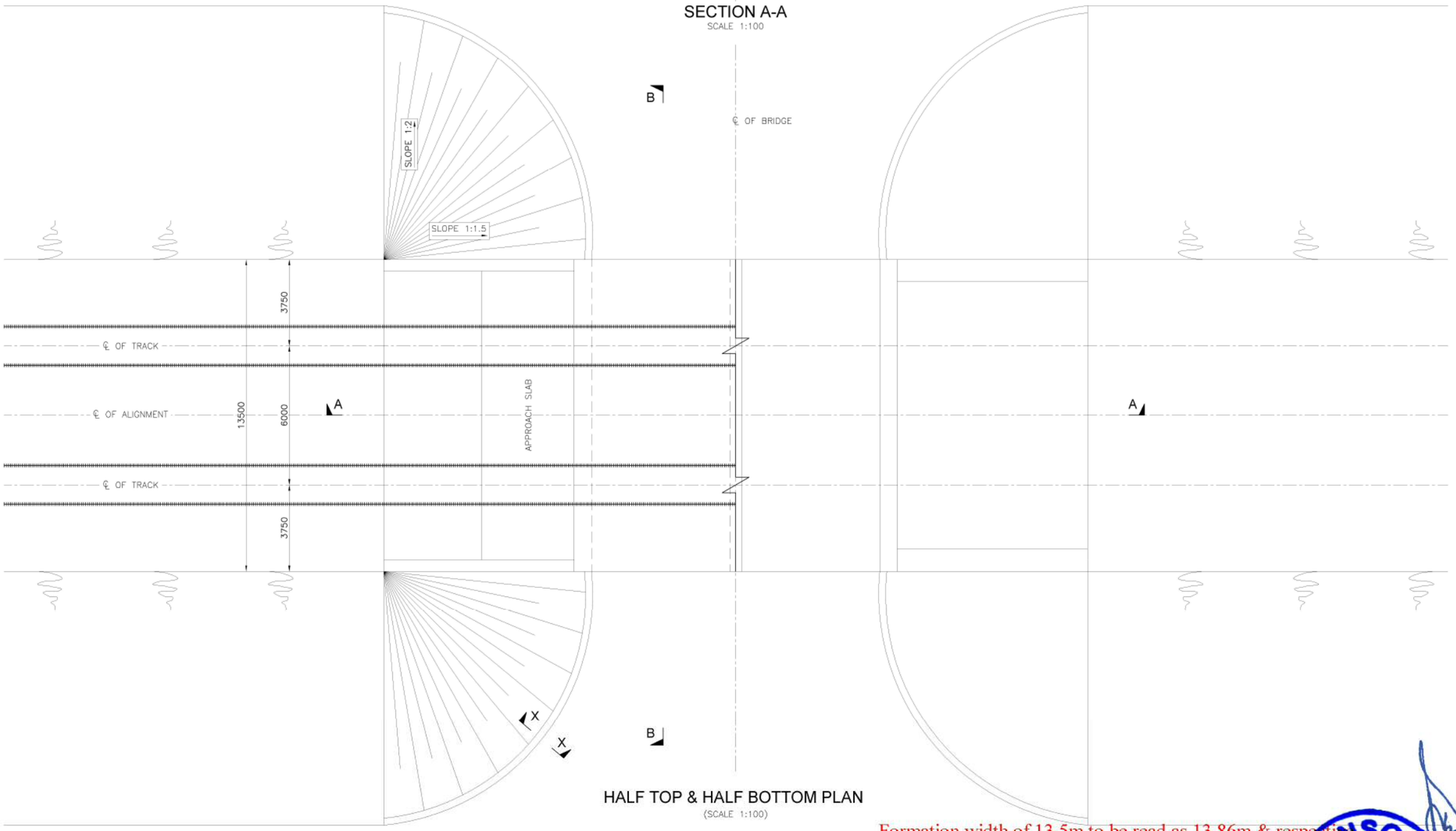

HALF TOP & HALF BOTTOM PLAN

(SCALE 1:100)

Formation width of 13.5m to be read as 13.86m & respectiv
dimensons are to be corrected according by the Bidde

GENERAL NOTES:

1) ALL DIMENSIONS ARE IN MILLIMETERS AND LEVELS ARE IN METER UNLESS OTHERWISE SPECIFIED.
2) ALL DIMENSIONS ARE TO BE READ AND NOT MEASURED.
3) THIS GENERAL ARRANGEMENT DRAWING IS INDICATIVE AND IS MEANT ONLY FOR GUIDANCE FOR THE BIDDERS. ALL THE ENGINEERING DETAILS ARE TO BE DEVELOPED & DESIGNED BY THE CONTRACTOR AS PER THE EMPLOYER'S REQUIREMENTS, SPECIFICATIONS, AND SITE DIMENSIONS / CONDITIONS AND SHALL BE APPROVED BY ENGINEER/EMPLOYER.
4) ALL DIMENSIONS SHALL BE VERIFIED WITH RESPECT TO EXISTING IR BRIDGES ON THE PARRALEL ALIGNMENT AND RECONCILED BEFORE EXECUTION.
5) FORMATION LEVEL SHOWN IN GAD IS AS PER PROPOSED LONGITUDINAL SECTION OF THE ALIGNMENT AND MAY CHANGE DURING DEVELOPMENT OF DETAILED DESIGN STAGE.
6) LENGTH OF RETURN WALL / WING WALL / TOE WALL / PITCHING ETC. IS TO BE DECIDED AS PER THE SITE CONDITION.
7) DURING THE COURSE OF CONSTRUCTION, SAFETY & PROTECTION OF THE PROPOSED WORK AND SAFETY & PROTECTION OF THE RUNNING TRAIN ON THE EXISTING TRACK IS TO BE ENSURED BY THE CONTRACTOR
8) EXCAVATION / DISMANTLING OF ANY PORTION OF EXISTING BRIDGE OR ANY ELEMENT OF EXISTING PERMANENT WAY OR ANY WORK AFFECTING THE SAFETY OF THE EXISTING BRIDGE / PERMANENT WAY OR SAFETY OF THE RUNNING TRAINS WILL REQUIRE THE PRIOR WRITTEN APPROVAL OF THE ENGINEER/EMPLOYER.

FOUNDATION

1) SAFE BEARING CAPACITY OF SOIL SHALL BE DETERMINED BY SUITABLE METHOD BEFORE DESIGN OF STUCTURES.

GEO-TECHNICAL

1) FOR TENDER PURPOSE REFER TO GEOTECHNICAL & HYDROLOGICAL INVESTIGATION REPORT IN DATA BOOK 2/2.
2) GEO-TECHNICAL BORE HOLE DATA REFERED IN GAD IS INDICATIVE ONLY.
3) DETAILED GEO-TECHNICAL INVESTIGATION SHALL BE CARRIED OUT DURING DETAILED DESIGN STAGE IF REQUIRED.

Project Title : Dedicated Freight Corridor Project (Western Corridor Phase-1: Rewari - Vadodara Section)	Client : Dedicated Freight Corridor Corporation of India (A GOVERNMENT OF INDIA UNDERTAKING) 5th Floor, Pragati Maidan Metro Station Building, New Delhi-110001, INDIA	Drawing Title : GENERAL ARRANGEMENT DRAWING FOR RCC BOX TYPE MINOR BRIDGE 01 DOUBLE CELL	Drawing Number : NKC -CTS -BRD -AHM-00008 (SHEET 1 OF 1)
			Scale : AS SHOWN
			Reference : GAD PREPARED BY CPM AHMEDABAD
			Drawn By : S. Salamuddin, Date : 30th, Sept, 2012 / Checked By : M. N. Ahmad, Date : 1st, Oct, 2012 / Approved By : H. Kawahara, Date : 3rd, Oct, 2012
			Consultant : NK Consortium, 4th Floor, Pragati Maidan Metro Station Building, New Delhi-110001, INDIA

V-4-2-538



TYPICAL SECTION B-B (SOIL FILL ≥ 2m)

SCALE 1:75

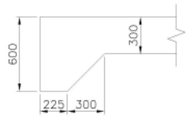

DETAIL - A (SHOWING REINFORCEMENT)

(SCALE 1:25)

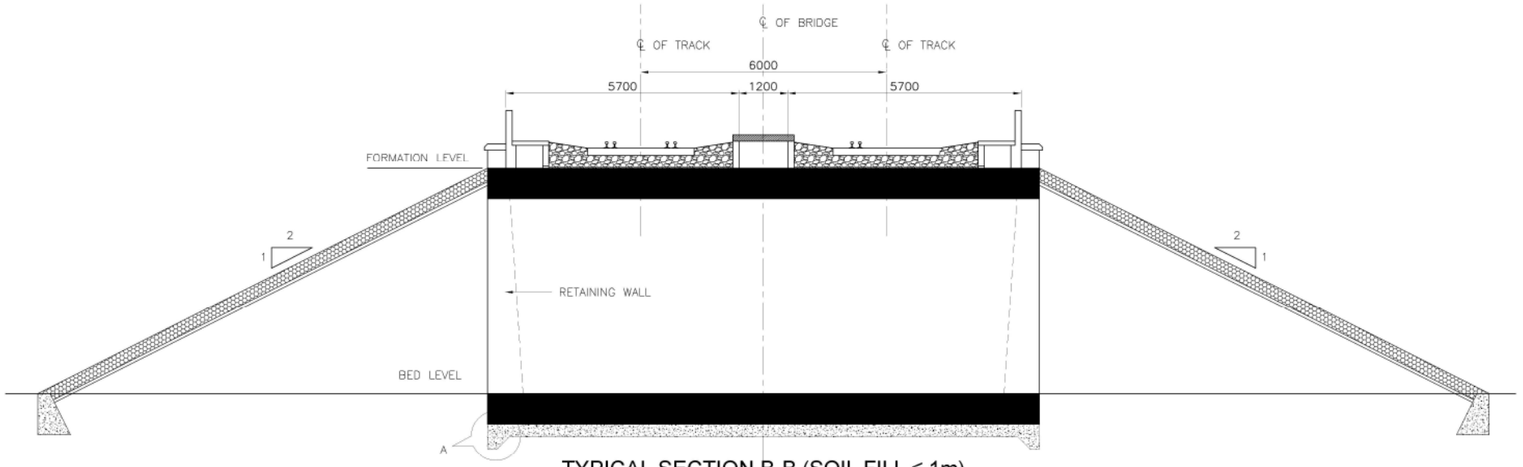

TYPICAL SECTION B-B (SOIL FILL ≤ 1m)

SCALE 1:75

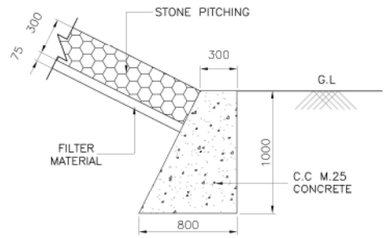

DETAIL X-X

(SCALE 1:25)

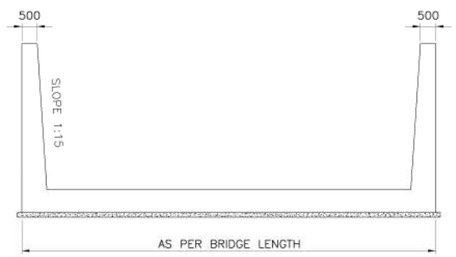

SECTION OF RETAINING WALL

(SCALE 1:30)

Formation width of 13.5m to be read as 13.86m & respectively
dimensons are to be corrected according by the Bidder

Project Title :	Client :	Drawing Title :	Drawing Number :	Consultant :
Dedicated Freight Corridor Project (Western Corridor Phase-1: Rewari - Vadodara Section)	Dedicated Freight Corridor Corporation of India (A GOVERNMENT OF INDIA UNDERTAKING) 5th Floor, Pragati Maidan Metro Station Building, New Delhi-110001, INDIA	GENERAL ARRANGEMENT DRAWING FOR RCC BOX TYPE MINOR BRIDGE 01 DOUBLE CELL	NKC -CTS -BRD -AHM-00008 (SHEET 2 OF 4)	NK Consortium 4th Floor, Pragati Maidan Metro Station Building, New Delhi-110001, INDIA
			Scale : AS SHOWN	
			Reference : GAD PREPARED BY CPM AHMEDABAD	
			Drawn By : S. Salamuddin; Date : 30th, Sept, 2012	Checked By : M. N. Ahmad; Date : 1st, Oct, 2012	Approved By : H. Kawahara; Date : 3rd, Oct, 2012

Sect. No.	Structure Chainage		Proposed Bridge No.		FL (m)		BL (m)	GL (m)	HFL/FSL (m)	Type of Structure	Structure configuration	No. of tracks	Skew Angle	Type of Crossing	Box Configuration											Return Wall(U/S;D/S)				BERM LVL (m)
	IR	DFC	IR	DFC								Proposed for DFCC			n	W1 (m)	W2 (m)	H (m)	T1 (m)	T2 (m)	T3 (m)	A (m)	B (m)	Barrel Length-Z (m)	FILL(m)	TOP LVL (m)	FDN LVL (m)	Height (m)	Length (m)	
6	-	31,440.000	-	109A	30.241	23.293	23.293	23.293		Minor Bridge	Rcc Box	2	0		2	4.00	4.00	3.000	0.850	0.850	0.850	0.600	0.200	27.042	3.198	27.043	21.293	5.750	5.625	24.241
6	-	40,971.000	-	136	28.792	20.956	19.530	20.956	20.281	Minor Bridge	Rcc Box	2	15	Canal	2	9.15	4.00	4.500	0.850	0.850	0.850	0.600	0.200	30.298	4.012	24.780	17.530	7.250	7.875	22.792
6	-	41,380.000	-	137	27.320	20.066	19.066	20.066	19.810	Minor Bridge	Rcc Box	2	30	Canal	2	4.00	4.00	4.000	0.850	0.850	0.850	0.600	0.200	28.266	3.504	23.816	17.066	6.750	7.125	21.320
6	-	43,540.000	-	142	24.876	19.899	19.899	19.899	20.237	Minor Bridge	Rcc Box	2	0	Drain	2	3.00	3.00	2.600	0.850	0.850	0.850	0.600	0.200	20.758	1.627	23.249	17.899	5.350	5.025	-
6	-	45,500.000	-	147A	25.597	20.293	20.293	20.293		Minor Bridge	Rcc Box	2	0	Drain	2	3.50	3.50	3.200	0.850	0.850	0.850	0.600	0.200	19.666	1.354	24.243	18.293	5.950	5.925	-
6	-	46,175.000	-	149A	27.376	21.088	20.888	21.088	21.500	Minor Bridge	Rcc Box	2	0	drain	2	3.50	3.50	3.200	0.850	0.850	0.850	0.600	0.200	24.402	2.538	24.838	18.888	5.950	5.925	21.376
6	-	46644.0	-	152	28.220	22.315	22.315	22.315	21.855	Minor Bridge	Rcc Box	2	30	Canal + Cart Track	2	6.10	9.15	5.000	0.850	0.850	0.850	0.600	0.200	14.870	0.155	28.065	20.315	7.750	8.625	-
6	-	50,510.000	-	159B	26.428	21.158	20.900	21.158	22.500	Minor Bridge	Rcc Box	2	0	drain	2	4.00	4.00	3.100	0.850	0.850	0.850	0.600	0.200	20.962	1.678	24.750	18.900	5.850	5.775	-
6	-	50,690.000	-	159C	27.292	23.170	23.170	23.170		Minor Bridge	Rcc Box	2	0	drain	2	4.00	4.00	3.200	0.850	0.850	0.850	0.600	0.200	14.938	0.172	27.120	21.170	5.950	5.925	-
6	-	61021.0	-	177	39.205	33.310	32.455	33.310	29.336	Minor Bridge	Rcc Box	2	28	Canal + Cart Track	2	9.15	4.500	6.000	0.850	0.850	0.850	0.600	0.200	13.500	0.000	39.205	30.455	8.750	10.125	33.205
6	-	73310.0	-	SA-23	37.714	31.952	31.952	31.952	30.744	Minor Bridge	Rcc Box	2	10	Canal + Cart Track	2	6.10	6.10	5.000	0.850	0.850	0.850	0.600	0.200	14.298	0.012	37.702	29.952	7.750	8.625	-
7	-	109850.0	-	278	58.778	53.119	52.878	53.119	54.092	Minor Bridge	Rcc Box	2	0	Drain	2	6.10	6.10	5.000	0.850	0.850	0.850	0.600	0.200	14.850	0.150	58.628	50.878	7.750	8.625	-
8N	-	6,920.000	-	16	72.518	66.096	64.09	66.096	65.500	Minor Bridge	Rcc Box	2	30°	drain	2	6.10	6.10	3.000	0.850	0.850	0.850	0.600	0.200	32.962	4.678	67.840	62.090	5.750	5.625	66.518
8N	-	9,340.000	-	21	72.154	66.791	65.200	66.791	66.300	Minor Bridge	Rcc Box	2	30°	drain	2	6.10	6.10	3.000	0.850	0.850	0.850	0.600	0.200	27.066	3.204	68.950	63.200	5.750	5.625	66.154
8N	731.068	34,000.0	993	72	91.632	88.350	88.350	88.350	89.100	Minor Bridge	Rcc Box	2	0	Nalla	2	3.00	3.00	2.000	0.850	0.850	0.850	0.600	0.200	16.378	0.532	91.100	86.350	4.750	4.125	-
8N	730.221	34,795.0	991	74	91.050	87.611	87.611	87.611	88.106	Minor Bridge	Rcc Box	2	0	Small Nalla	2	3.00	3.00	2.000	0.850	0.850	0.850	0.600	0.200	17.006	0.689	90.361	85.611	4.750	4.125	-
8N	726.786	38,213.0	984	81	90.437	86.134	86.134	86.134	86.845	Minor Bridge	Rcc Box	2	0	Nalla	2	2.00	2.00	2.000	0.850	0.850	0.850	0.600	0.200	20.462	1.553	88.884	84.134	4.750	4.125	-
8N	NA	39,430.0	981	84	92.307	83.979	83.979	83.979	85.645	Minor Bridge	Rcc Box	2	0	Drain	2	6.65	6.65	6.565	1.000	1.000	1.000	0.600	0.200	17.702	0.863	91.444	81.979	9.465	11.198	86.307
8N	722.904	42,737.0	973	93	88.164	84.165	84.165	84.165	85.145	Minor Bridge	Rcc Box	2	0	Nalla	2	3.00	3.00	3.000	0.850	0.850	0.850	0.600	0.200	15.246	0.249	87.915	82.165	5.750	5.625	-
8N	710.95	54,680.0	955	117	95.895	92.458	89.645	92.458	92.770	Minor Bridge	Rcc Box	2	0	Drain + cart track	2	6.10	6.10	5.500	0.850	0.850	0.850	0.600	0.200	13.500	0.000	95.895	87.645	8.250	9.375	89.895
8N	705.461	60,213.0	947A	127	99.877	97.010	96.127	97.010	97.500	Minor Bridge	Rcc Box	2	0	Drain	2	6.10	6.10	3.000	0.850	0.850	0.850	0.600	0.200	13.500	0.000	99.877	94.127	5.750	5.625	-
8N	700/7-8	64,925.0	944	131	106.771	103.994	103.871	103.994	105.020	Minor Bridge	Rcc Box	2	0	Nalla	2	2.00	2.00	2.000	1.000	1.000	1.000	0.600	0.200	13.500	0.000	106.771	101.871	4.900	4.350	-
8N	700/0-1	65,610.0	942	134	107.885	106.134	105.135	106.134	106.723	Minor Bridge	Rcc Box	2	0	Nalla	2	2.00	2.00	2.000	0.850	0.850	0.850	0.600	0.200	13.500	0.000	107.885	103.135	4.750	4.125	-
8N	682/5-6	83,120.0	914	166	132.795	131.011	130.045	131.011	131.000	Minor Bridge	Rcc Box	2	0	Nalla	2	2.00	2.00	2.000	0.850	0.850	0.850	0.600	0.200	13.500	0.000	132.795	128.045	4.750	4.125	-
8N	680/6-7	84,990.0	912	170	134.048	131.683	130.298	131.683	132.050	Minor Bridge	Rcc Box	2	0	Nalla	2	3.00	3.00	3.000	0.850	0.850	0.850	0.600	0.200	13.500	0.000	134.048	128.298	5.750	5.625	-
8N	679/9-10	85,685.0	911	171	136.342	133.861	132.500	133.919	134.720	Minor Bridge	Rcc Box	2	0	Nalla	2	3.00	3.00	3.000	1.000	1.000	1.000	0.600	0.200	14.018	-0.058	136.400	130.500	5.900	5.850	-
8N	678/3-4	87,350.0	910	172	143.851	141.740	141.101	141.74	141.800	Minor Bridge	Rcc Box	2	0	Drain	2	2.00	2.00	2.000	0.850	0.850	0.850	0.600	0.200	13.500	0.000	143.851	139.101	4.750	4.125	-
8N	677/6-7	88,040.0	909	173	145.639	143.581	142.889	143.581	143.704	Minor Bridge	Rcc Box	2	0	Nalla / BDL	2	3.00	3.00	2.000	0.850	0.850	0.850	0.600	0.200	13.500	0.000	145.639	140.889	4.750	4.125	-
8N	675/7-8	89,950.0	907	175	146.439	143.743	142.689	143.743	144.620	Minor Bridge	Rcc Box	2	0	Nalla + Cart Track	2	4.00	4.000	3.000	0.850	0.850	0.850	0.600	0.200	13.500	0.000	146.439	140.689	5.750	5.625	-
8N	675/0-1	90,615.0	905	177	146.508	143.336	143.336	143.336	144.084	Minor Bridge	Rcc Box	2	0	Nalla	2	2.00	2.000	2.000	1.000	1.000	1.000	0.600	0.200	15.338	0.272	146.236	141.336	4.900	4.350	-
8N	673.586	92,080.0	902	180	153.247	150.954	150.954	150.954	148.701	Minor Bridge	Rcc Box	2	0	Nalla	2	1.20	1.200	1.200	0.850	0.850	0.850	0.600	0.200	15.622	0.343	152.904	148.954	3.950	2.925	-
8N	671/8-9	93,780.0	899	183	158.131	152.791	152.791	152.791	152.970	Minor Bridge	Rcc Box	2	0	Nalla + Cart Track	2	4.00	4.000	3.700	0.850	0.850	0.850	0.600	0.200	17.810	0.890	157.241	150.791	6.450	6.675	-

NOTE

(i) F.L is based on the alignment drawing modified by NKC and should be reconfirmed in detailed design survey.
(ii) G.L is based on GAD prepared by CPM and should be reconfirmed in detailed design and survey.
(iii) Nos. of Track shall be confirmed from FLS & Station Yard Plan
(iv) Berm of 1.5 m width shall be provided on the slope of every 6 m height.
(v) Barrel Length may varry as per site condition.

V-4-2-539

Formation width of 13.5m to be read as 13.86m & respectiv
dimensons are to be corrected according by the Bidde

Project Title :

Dedicated Freight Corridor Project
(Western Corridor Phase-1:
Rewari - Vadodara Section)

Client :

Dedicated Freight Corridor Corporation of India
(A GOVERNMENT OF INDIA UNDERTAKING)

5th Floor, Pragati Maidan Metro Station Building,
New Delhi-110001, INDIA

Drawing Title :

GENERAL ARRANGEMENT DRAWING
FOR RCC BOX TYPE MINOR BRIDGE 01
DOUBLE CELL

Drawing Number : NKC -CTS -BRD -AHM-00008 (SHEET 3 OF 3)

Scale : AS SHOWN

Reference : GAD PREPARED BY CPM AHMEDABAD

Drawn By : S. Salamuddin	Checked By : M. N. Ahmad	Approved By : H. Kawahara
Date : 30th, Sept, 2012	Date : 1st, Oct, 2012	Date : 3rd, Oct, 2012

Consultant :

NK Consortium

4th Floor, Pragati Maidan Metro Station Building,
New Delhi-110001, INDIA

V-4-2-540

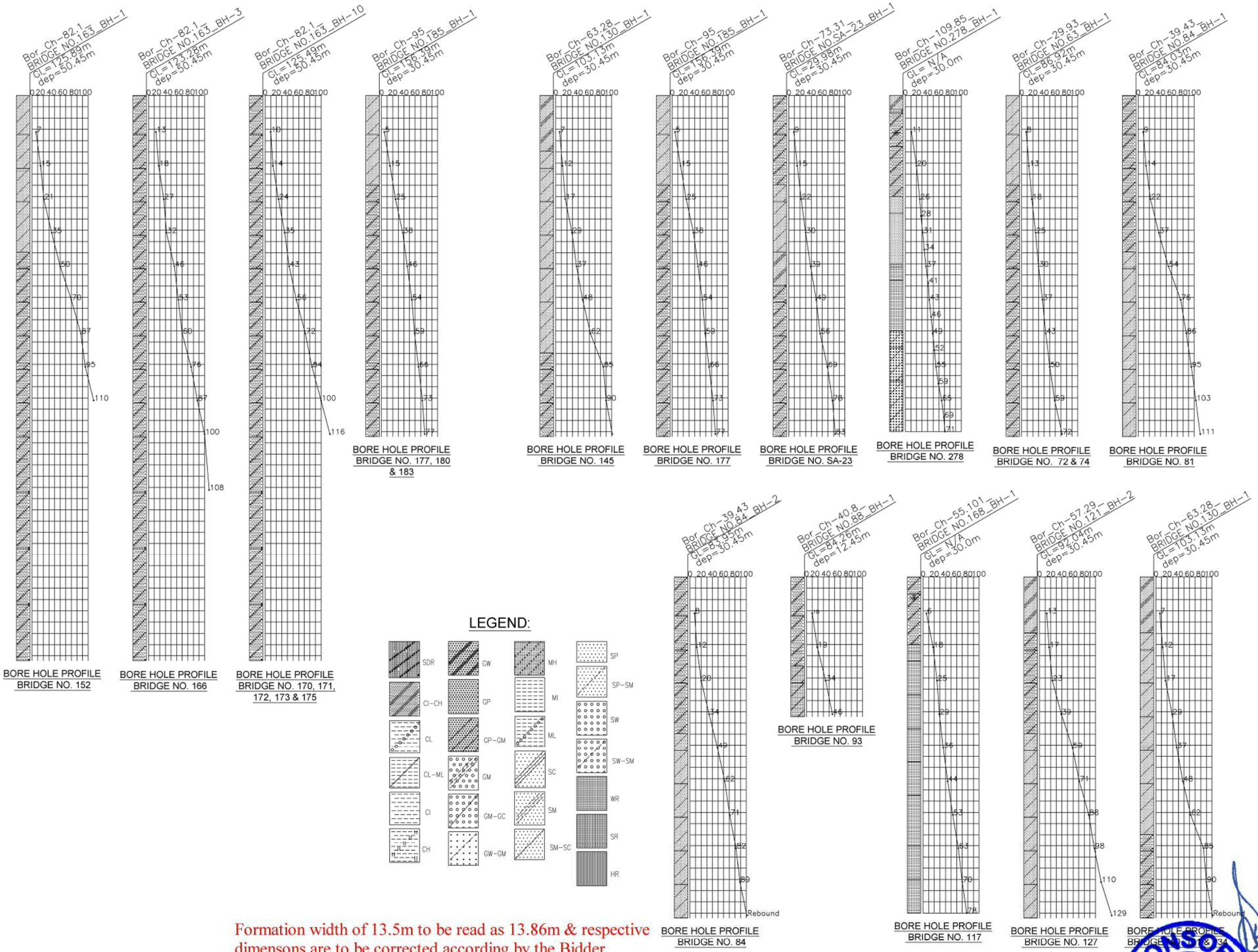

Formation width of 13.5m to be read as 13.86m & respective dimensons are to be corrected according by the Bidder

Project Title :	Client :	Drawing Title :	Drawing Number :	Consultant :
Dedicated Freight Corridor Project (Western Corridor Phase-1: Rewari - Vadodara Section)	Dedicated Freight Corridor Corporation of India (A GOVERNMENT OF INDIA UNDERTAKING) 5th Floor, Pragati Maidan Metro Station Building, New Delhi-110001, INDIA	GENERAL ARRANGEMENT DRAWING FOR RCC BOX TYPE MINOR BRIDGE 01 DOUBLE CELL	NKC -CTS -BRD -AHM-00008 (SHEET 4 OF 4)	NK Consortium 4th Floor, Pragati Maidan Metro Station Building, New Delhi-110001, INDIA
			Scale : AS SHOWN	
			Reference : GAD PREPARED BY CPM AHMEDABAD	
			Drawn By : S. Salamuddin Date : 30th, Sept, 2012	Checked By : M. N. Ahmad Date : 1st, Oct, 2012	Approved By : H. Kawahara Date : 3rd, Oct, 2012

V-4-2-541

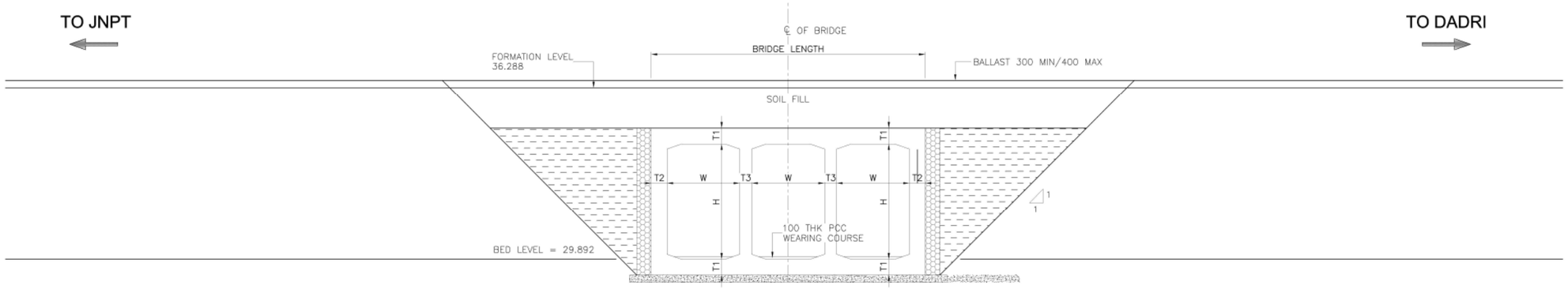

SECTION A-A

(SCALE 1:100)

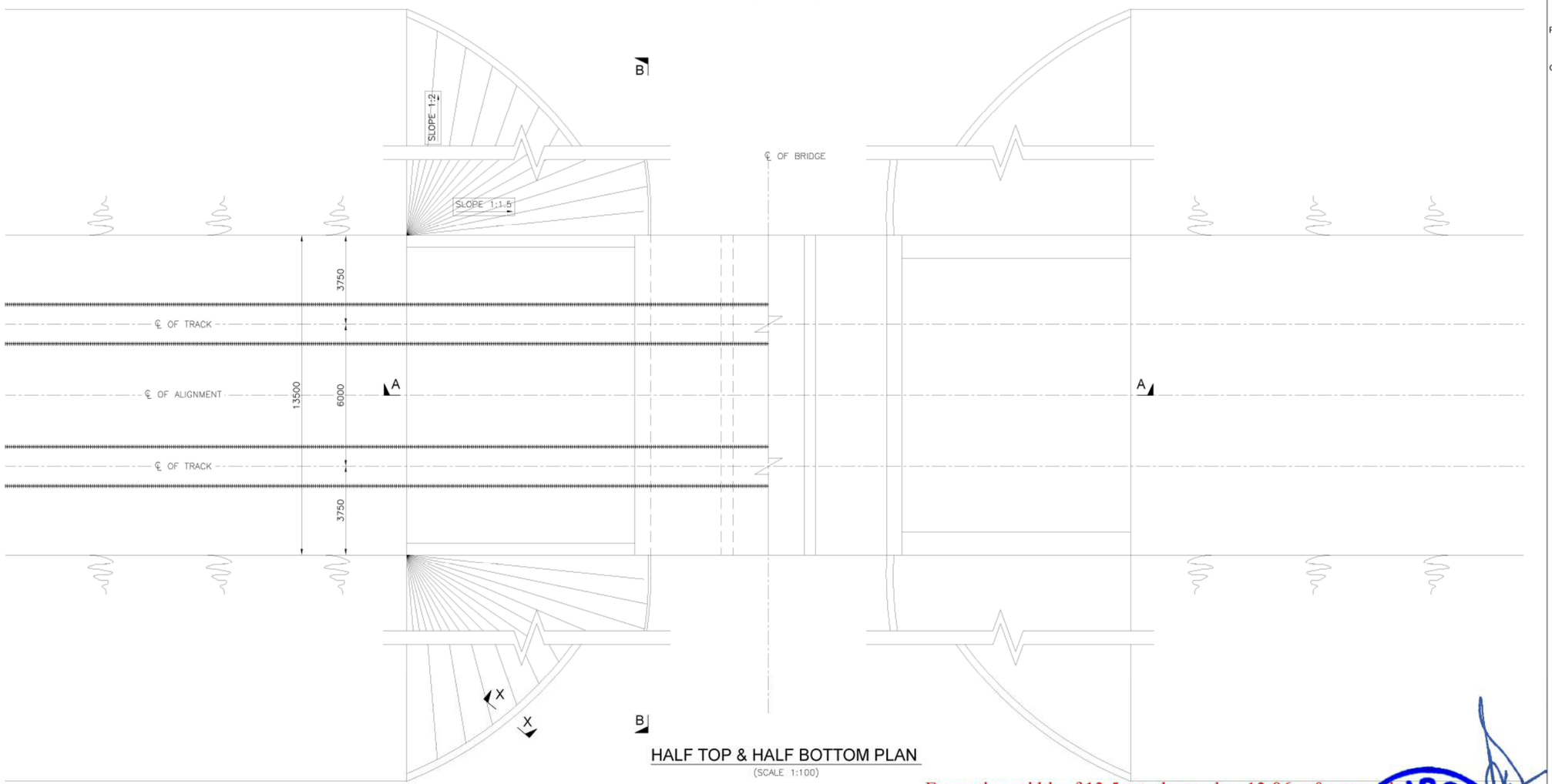

HALF TOP & HALF BOTTOM PLAN

(SCALE 1:100)

Formation width of 13.5m to be read as 13.86m & respectiv
dimensons are to be corrected according by the Bidde

GENERAL NOTES:

1) ALL DIMENSIONS ARE IN MILLIMETERS AND LEVELS ARE IN METER UNLESS OTHERWISE SPECIFIED.
2) ALL DIMENSIONS ARE TO BE READ AND NOT MEASURED.
3) THIS GENERAL ARRANGEMENT DRAWING IS INDICATIVE AND IS MEANT ONLY FOR GUIDANCE FOR THE BIDDERS. ALL THE ENGINEERING DETAILS ARE TO BE DEVELOPED & DESIGNED BY THE CONTRACTOR AS PER THE EMPLOYER'S REQUIREMENTS, SPECIFICATIONS, AND SITE DIMENSIONS / CONDITIONS AND SHALL BE APPROVED BY ENGINEER/EMPLOYER.
4) ALL DIMENSIONS SHALL BE VERIFIED WITH RESPECT TO EXISTING IR BRIDGES ON THE PARRALEL ALIGNMENT AND RECONCILED BEFORE EXECUTION.
5) FORMATION LEVEL SHOWN IN GAD IS AS PER PROPOSED LONGITUDINAL SECTION OF THE ALIGNMENT AND MAY CHANGE DURING DEVELOPMENT OF DETAILED DESIGN STAGE.
6) LENGTH OF RETURN WALL / WING WALL / TOE WALL / PITCHING ETC. IS TO BE DECIDED AS PER THE SITE CONDITION.
7) DURING THE COURSE OF CONSTRUCTION, SAFETY & PROTECTION OF THE PROPOSED WORK AND SAFETY & PROTECTION OF THE RUNNING TRAIN ON THE EXISTING TRACK IS TO BE ENSURED BY THE CONTRACTOR
8) EXCAVATION / DISMANTLING OF ANY PORTION OF EXISTING BRIDGE OR ANY ELEMENT OF EXISTING PERMANENT WAY OR ANY WORK AFFECTING THE SAFETY OF THE EXISTING BRIDGE / PERMANENT WAY OR SAFETY OF THE RUNNING TRAINS WILL REQUIRE THE PRIOR WRITTEN APPROVAL OF THE ENGINEER/EMPLOYER.

FOUNDATION

1) SAFE BEARING CAPACITY OF SOIL SHALL BE DETERMINED BY SUITABLE METHOD BEFORE DESIGN OF STUCTURES.

GEO-TECHNICAL

1) FOR TENDER PURPOSE REFER TO GEOTECHNICAL & HYDROLOGICAL INVESTIGATION REPORT IN DATA BOOK 2/2.
2) GEO-TECHNICAL BORE HOLE DATA REFERED IN GAD IS INDICATIVE ONLY.
3) DETAILED GEO-TECHNICAL INVESTIGATION SHALL BE CARRIED OUT DURING DETAILED DESIGN STAGE IF REQUIRED.

Project Title : Dedicated Freight Corridor Project (Western Corridor Phase-1: Rewari - Vadodara Section)	Client : Dedicated Freight Corridor Corporation of India (A GOVERNMENT OF INDIA UNDERTAKING) 5th Floor, Pragati Maidan Metro Station Building, New Delhi-110001, INDIA	Drawing Title : GENERAL ARRANGEMENT DRAWING FOR RCC BOX TYPE MINOR BRIDGE	Drawing Number : NKC -CTS -BRD -AHM -00009 (SHEET 1 OF 3)
			Scale : AS SHOWN
			Reference : GAD PREPARED BY CPM AHMEDABAD
			Drawn By : S. Salamuddin; Checked By : M. N. Ahmad; Approved By : H. Kawahara
			Date : 30th, Sept, 2012; Date : 1st, Oct, 2012; Date : 3rd, Oct, 2012

Consultant: NK Consortium
4th Floor, Pragati Maidan Metro Station Building, New Delhi-110001, INDIA

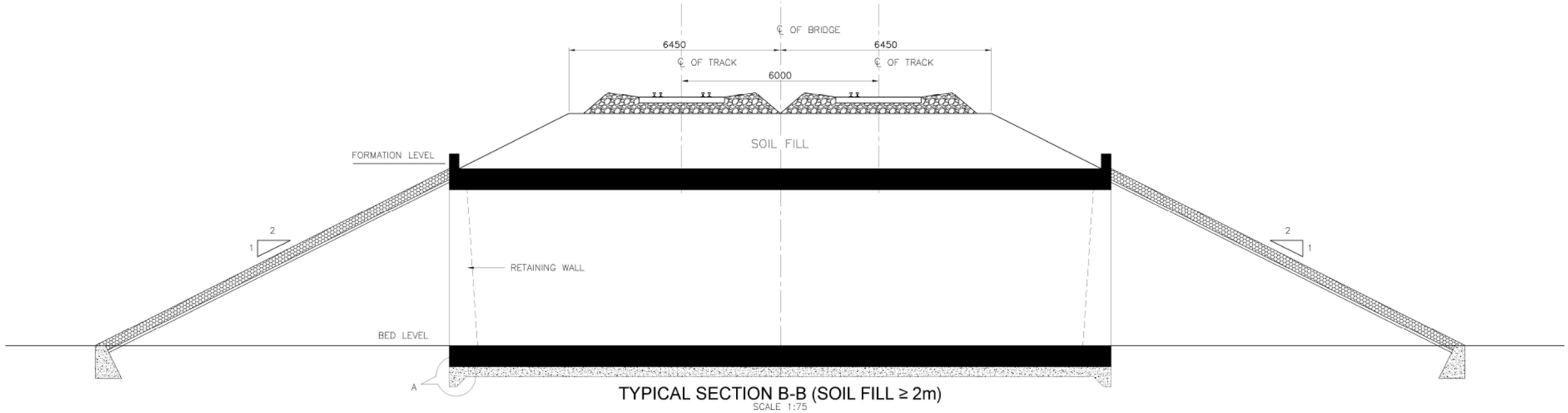

TYPICAL SECTION B-B (SOIL FILL ≥ 2m)
SCALE 1:75

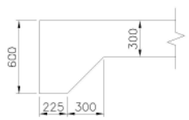

DETAIL - A (SHOWING REINFORCEMENT)
(SCALE 1:25)

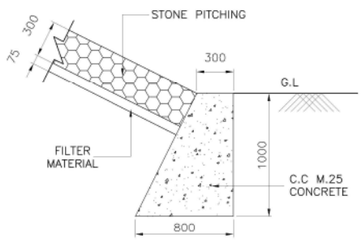

DETAIL X-X
(SCALE 1:25)

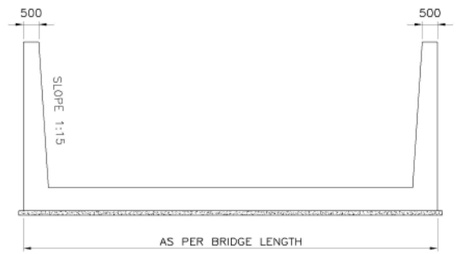

SECTION OF RETAINING WALL
(SCALE 1:150)

Sect. No.	Structure Chainage IR	Structure Chainage DFC	Proposed Bridge No. IR	Proposed Bridge No. DFC	FL (m)	BL (m)	RL/GL (m)	HFL/FSL (m)	Type of Structure	Structure configuration	No. of tracks Proposed for DFCC	Skew Angle	Type of Crossing	Box Configuration n	W1 (m)	W2 (m)	W3 (m)	H (m)	T1 (m)	T2 (m)	T3 (m)	A (m)	B (m)	Barrel Length-Z (m)	FILL(m)	Return Wall(U/S;D/S) TOP LVL (m)	FDN LVL (m)	Height (m)	Length (m)	BERM LVL (m)
6	-	44321.0	-	145	24.622	19.353	19.353	19.740	Minor Bridge	Rcc Box	2	18	Drain	3	6.00	6.00	4.00	4.000	1.000	1.000	1.000	0.600	0.200	15.726	0.369	24.253	17.353	6.900	7.350	-
8N	729.569	35,434.0	989	76	91.442	88.827	88.827	89.696	Minor Bridge	Rcc Box	2	0	Nalla	3	3.00	3.00	3.00	2.000	0.400	0.400	0.400	0.600	0.200	15.510	0.315	91.127	86.827	4.300	3.450	-
8N	706.994	58,680.0	950	123	99.094	94.774	94.774	96.500	Minor Bridge	Rcc Box	6	30	Small Nalla	3	2.00	2.00	2.00	2.000	0.400	0.400	0.400	0.600	0.200	46.330	2.020	97.074	92.774	4.300	3.450	-
8N	696/9-10	68,745.0	936	140	112.113	109.813	110.002	110.572	Minor Bridge	Rcc Box	2	0	Nalla / Water Pipe	3	2.00	2.00	2.00	2.000	0.400	0.400	0.400	0.600	0.200	13.500	0.000	112.113	107.813	4.300	3.450	-
8N	693/4-5	72,190.0	932	146	117.847	115.103	115.103	116.560	Minor Bridge	Rcc Box	2	0	Nalla	5	2.00	2.00	2.00	2.000	0.400	0.400	0.400	0.600	0.200	16.026	0.444	117.403	113.103	4.300	3.450	-
8N	692/9-10	72,755.0	931	147	118.751	116.451	117.407	117.298	Minor Bridge	Rcc Box	2	0	Nalla	3	3.00	3.00	3.00	2.000	0.400	0.400	0.400	0.600	0.200	13.500	0.000	118.751	114.451	4.300	3.450	-
8N	691/9-10	73,705.0	930	148	120.577	117.327	117.327	118.823	Minor Bridge	Rcc Box	2	0	Nalla	3	2.00	2.00	2.00	2.000	0.400	0.400	0.400	0.600	0.200	18.050	0.950	119.627	115.327	4.300	3.450	-
8N	691/1-2	74,525.0	928	150	121.895	118.580	118.580	119.500	Minor Bridge	Rcc Box	2	0	Nalla	3	2.00	2.00	2.00	2.000	0.400	0.400	0.400	0.600	0.200	18.310	1.015	120.880	116.580	4.300	3.450	-
8N	690/5-6	75,120.0	927	151	122.847	120.426	120.426	121.320	Minor Bridge	Rcc Box	2	0	Nalla	3	2.00	2.00	2.00	2.000	0.400	0.400	0.400	0.600	0.200	14.734	0.121	122.726	118.426	4.300	3.450	-
8N	689/6-7	76,055.0	925	153	124.343	122.043	122.522	123.420	Minor Bridge	Rcc Box	2	0	Nalla	3	2.00	2.00	2.00	2.000	0.400	0.400	0.400	0.600	0.200	13.500	0.000	124.343	120.043	4.300	3.450	-
8N	688/8-9	76,830.0	924	154	125.583	122.283	123.230	124.190	Minor Bridge	Rcc Box	2	0	Drain	5	3.00	3.00	3.00	3.000	0.400	0.400	0.400	0.600	0.200	13.500	0.000	125.583	120.283	5.300	4.950	-
8N	685/0-1	80,590.0	918	162	126.375	122.382	122.382	122.800	Minor Bridge	Rcc Box	2	0	Drain	3	3.00	3.00	3.00	3.000	0.400	0.400	0.400	0.600	0.200	17.022	0.693	125.682	120.382	5.300	4.950	-
8N	681/0-1	84,635.0	913	169	133.025	128.725	130.158	129.540	Minor Bridge	Rcc Box	2	0	Drain	3	3.66	3.66	3.66	4.000	0.400	0.400	0.400	0.600	0.200	13.500	0.000	133.025	126.725	6.300	6.450	-

NOTE

(i) F.L is based on the alignment drawing modified by NKC and should be reconfirmed in detailed design survey.
(ii) G.L is based on GAD prepared by CPM and should be reconfirmed in detailed design and survey.
(iii) Nos. of Track shall be confirmed from FLS & Station Yard Plan
(iv) Berm of 1.5 m width shall be provided on the slope of every 6 m height.
(v) Barrel Length may varry as per site condition.

Formation width of 13.5m to be read as 13.86m & respectively
dimensons are to be corrected according by the Bidder

Project Title :
Dedicated Freight Corridor Project
(Western Corridor Phase-1:
Rewari - Vadodara Section)

Client :
Dedicated Freight Corridor Corporation of India
(A GOVERNMENT OF INDIA UNDERTAKING)
5th Floor, Pragati Maidan Metro Station Building,
New Delhi-110001, INDIA

Drawing Title :
GENERAL ARRANGEMENT DRAWING
FOR RCC BOX TYPE MINOR BRIDGE

Drawing Number : NKC -CTS -BRD -AHM -00009 (SHEET 2 OF 5)
Scale : AS SHOWN
Reference : GAD PREPARED BY CPM AHMEDABAD
Drawn By : S. Salamuddin | Checked By : M. N. Ahmad | Approved By : H. Kawahara
Date : 30th, Sept, 2012 | Date : 1st, Oct, 2012 | Date : 3rd, Oct, 2012

Consultant
NK Consortium
4th Floor, Pragati Maidan Metro Station Building,
New Delhi-110001, INDIA

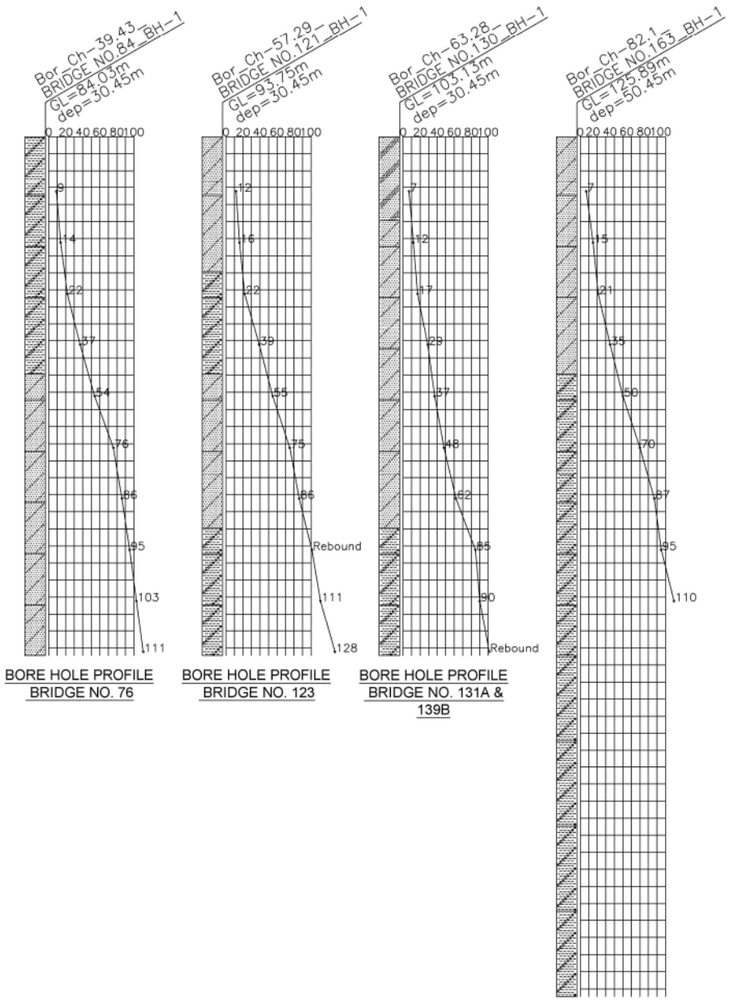

BORE HOLE PROFILE
BRIDGE NO. 76

BORE HOLE PROFILE
BRIDGE NO. 123

BORE HOLE PROFILE
BRIDGE NO. 131A & 139B

BORE HOLE PROFILE
BRIDGE NO. 148, 150, 151, 153, 154, 162 & 169

LEGEND:

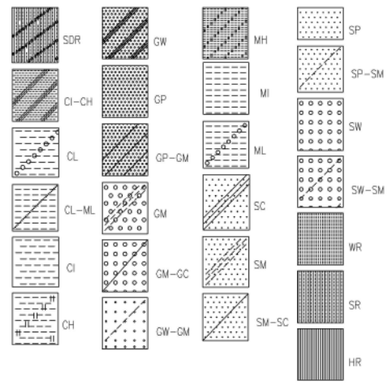

Formation width of 13.5m to be read as 13.86m & respectively
dimensons are to be corrected according by the Bidder

Project Title :	Client :	Drawing Title :	Drawing Number :	Consultant :
Dedicated Freight Corridor Project (Western Corridor Phase-1: Rewari - Vadodara Section)	Dedicated Freight Corridor Corporation of India (A GOVERNMENT OF INDIA UNDERTAKING) 5th Floor, Pragati Maidan Metro Station Building, New Delhi-110001, INDIA	GENERAL ARRANGEMENT DRAWING FOR RCC BOX TYPE MINOR BRIDGE	NKC -CTS -BRD -AHM -00009 (SHEET 3 OF 3)	NK Consortium 4th Floor, Pragati Maidan Metro Station Building, New Delhi-110001, INDIA
			Scale : AS SHOWN	
			Reference : GAD PREPARED BY CPM AHMEDABAD	
			Drawn By : S. Salamuddin, Date : 30th, Sept, 2012	Checked By : M. N. Ahmad, Date : 1st, Oct, 2012
			Approved By : H. Kawahara, Date : 3rd, Oct, 2012	

V-4-2-544

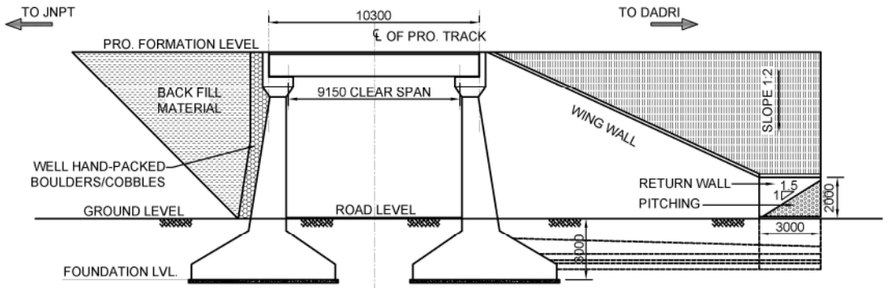

SECTION AT C-D-E-F
(SCALE 1:300)

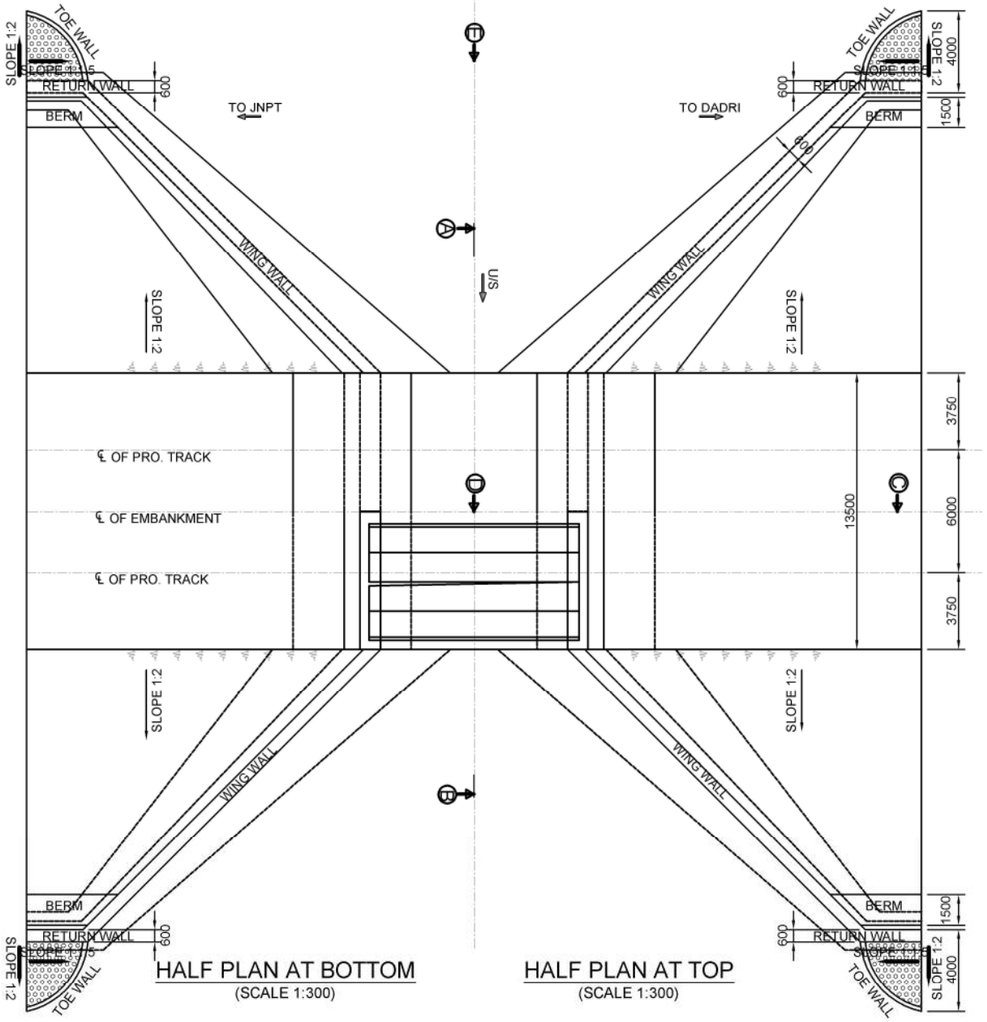

HALF PLAN AT BOTTOM
(SCALE 1:300)

HALF PLAN AT TOP
(SCALE 1:300)

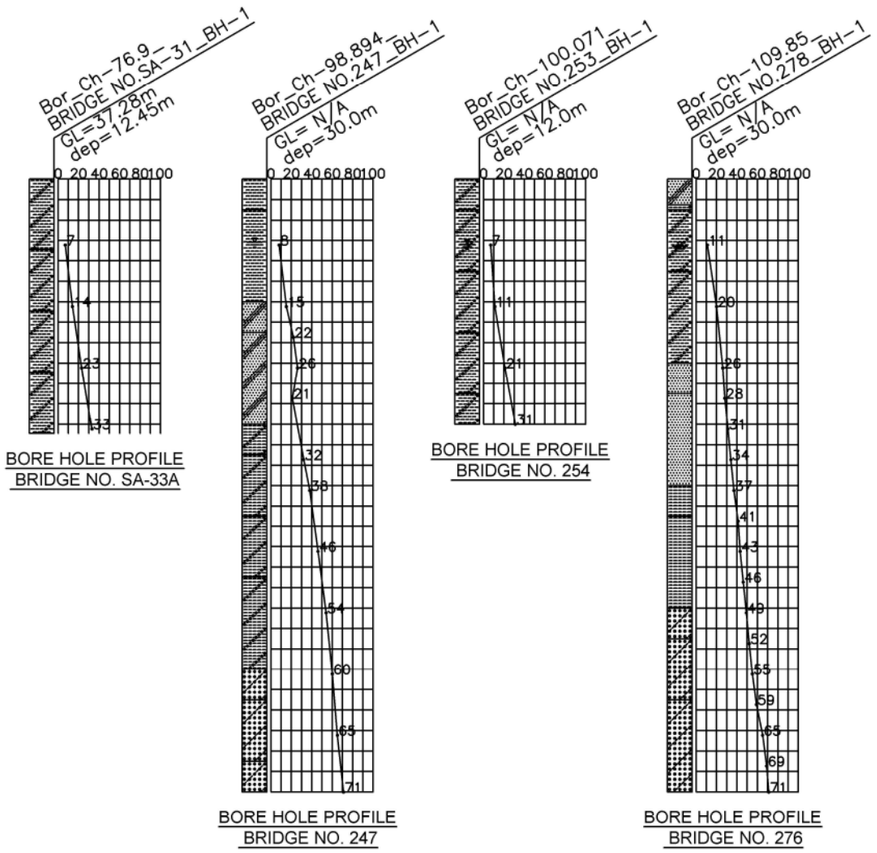

BORE HOLE PROFILE
BRIDGE NO. SA-33A

BORE HOLE PROFILE
BRIDGE NO. 254

BORE HOLE PROFILE
BRIDGE NO. 247

BORE HOLE PROFILE
BRIDGE NO. 276

LEGEND:

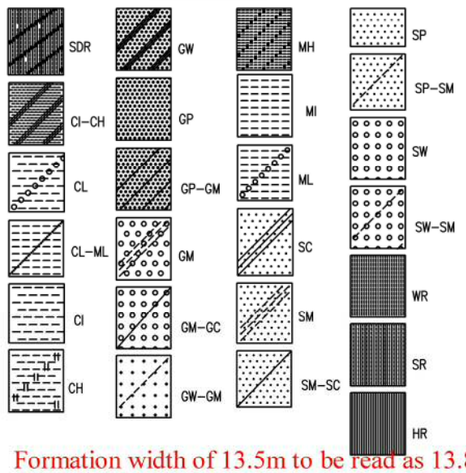

Formation width of 13.5m to be read as 13.86m & respectiv
dimensons are to be corrected according by the Bidde

GENERAL NOTES:

1) ALL DIMENSIONS ARE IN MILLIMETERS AND LEVELS ARE IN METER UNLESS OTHERWISE SPECIFIED.
2) ALL DIMENSIONS ARE TO BE READ AND NOT MEASURED.
3) THIS GENERAL ARRANGEMENT DRAWING IS INDICATIVE AND IS MEANT ONLY FOR GUIDANCE FOR THE BIDDER. ALL THE ENGINEERING DETAILS ARE TO BE DEVELOPED & DESIGNED BY THE CONTRACTOR AS PER THE EMPLOYER'S REQUIREMENTS,SPECIFICATIONS AND SITE DIMENSIONS / CONDITIONS AND SHALL BE APPROVED BY ENGINEER / EMPLOYER.
4) ALL DIMENSIONS SHALL BE VERIFIED WITH RESPECT TO EXISTING IR BRIDGES ON THE PARRALEL ALINGNMENT AND RECONCILED BEFORE EXECUTION.
5) FORMATION LEVEL SHOWN IN GAD IS AS PER PROPOSED LONGITUDINAL SECTION OF THE ALIGNMENT AND MAY CHANGE DURING DEVELOPMENT OF DETAILED DESIGN STAGE.
6) LENGTH OF RETURN WALL / WING WALL / TOE WALL / PITCHING ETC. IS TO BE DECIDED AS PER THE SITE CONDITION.
7) DURING THE COURSE OF CONSTRUCTION, SAFETY & PROTECTION OF THE PROPOSED WORK AND SAFETY & PROTECTION OF THE RUNNING TRAINS ON THE EXISTING IR TRACKS IS TO BE ENSURED BY THE CONTRACTOR. EXCAVATION / DISMANTLING OF ANY PORTION OF EXISTING BRIDGE OR ANY ELEMENT OF EXISTING PERMANENT WAY OR ANY WORK AFFECTING THE SAFETY OF THE EXISTING BRIDGE / PERMANENT WAY OR SAFETY OF THE RUNNING TRAINS WILL BE CARRIED OUT WITH THE PRIOR WRITTEN APPROVAL OF THE ENGINEER / EMPLOYER.

SUPERSTRUCTURE & SUBSTRUCTURE

1) SUPERSTRUCTURE DETAIL IS INDICATIVE ONLY AND SHOULD BE DESIGNED AS PER CODAL PROVISION.
2) SUBSTRUCTURE OF BRIDGE SHALL BE DESIGNED AS PER DFCCI LOADING (32.5T AXLE LOAD) BRIDGE RULE, ISSUED BY RDSO. (WITH LATEST CORRECTION SLIP).
3) SUBSTRUCTURE SHALL BE DESIGNED TO TAKE CARE OF TEMPERORAY STAGE LOADS ALSO.
4) SUBSTRUCTURE OF THE BRIDGE SHALL BE DESIGNED AS PER THE SEISMIC ZONE FOR THE AREA.
5) SEISMIC ARRANGEMENT (RESTAINER) SHALL BE PROVIDED IN SUBSTRUCTURE AS PER SEISMIC FORCES.

FOUNDATION

1) FOUNDATION LEVEL OF BRIDGE SHALL BE BELOW THE SCOUR LEVEL.
2) SETTLEMENT OF FOUNDATION SHALL BE CHECKED SO THAT IT IS WITHIN ACCEPTABLE LIMIT OF TOTAL & DIFFERENTIAL SETTLEMENTS AS PER CLAUSE 6.1 OF IRS: BRIDGE SUB STRUCTURE & FOUNDATION CODE.
3) SAFE BEARING CAPACITY OF SOIL SHALL BE DETERMINED BY SUITABLE METHOD BEFORE DESIGN OF STRUCTURES IF REQUIRED.

GEO-TECHNICAL

1) FOR TENDER PURPOSE REFER TO GEOTECHNICAL INVESTIGATION REPORT IN DATA BOOK 2/2.
2) GEO-TECHNICAL BORE HOLE DATA REFERED IN GAD IS INDICATIVE ONLY.
3) DETAILED GEO-TECHNICAL INVESTIGATION SHALL BE CARRIED OUT DURING DETAILED DESIGN STAGE.

Project Title :	Client :	Drawing Title :	Drawing Number : NKC -CTS -RUB -AHM -00010 (SHEET 1 OF 2)	Consultant :
Dedicated Freight Corridor Project (Western Corridor Phase-1: Rewari - Vadodara Section)	Dedicated Freight Corridor Corporation of India (A GOVERNMENT OF INDIA UNDERTAKING) 5th Floor, Pragati Maidan Metro Station Building, New Delhi-110001, INDIA	GENERAL ARRANGEMENT DRAWING FOR 1X9.15m PSC VOIDED SLAB TYPE RUB	Scale : AS SHOWN Reference : GAD PREPARED BY CPM AHMEDABAD Drawn By : S. Salamuddin, Date : 30th, Sept, 2012 Checked By : M. N. Ahmad, Date : 1st, Oct, 2012 Approved By : H. Kawahara, Date : 3rd, Oct, 2012	NK Consortium 4th Floor, Pragati Maidan Metro Station Building, New Delhi-110001, INDIA

V-4-2-545

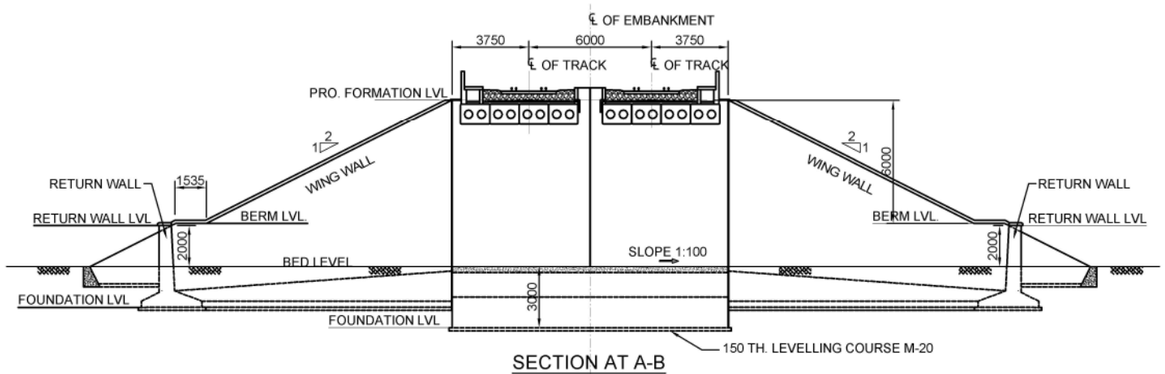

SECTION AT A-B
(SCALE 1:300)

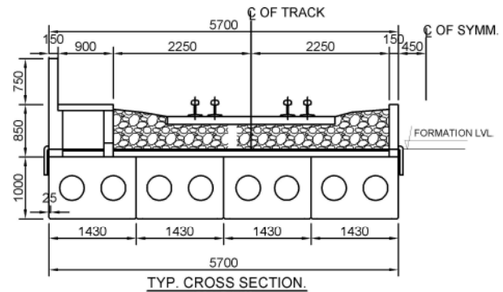

TYP. CROSS SECTION.
(SCALE 1:100)
9.15 m SPAN VOIDED SLAB OPTION

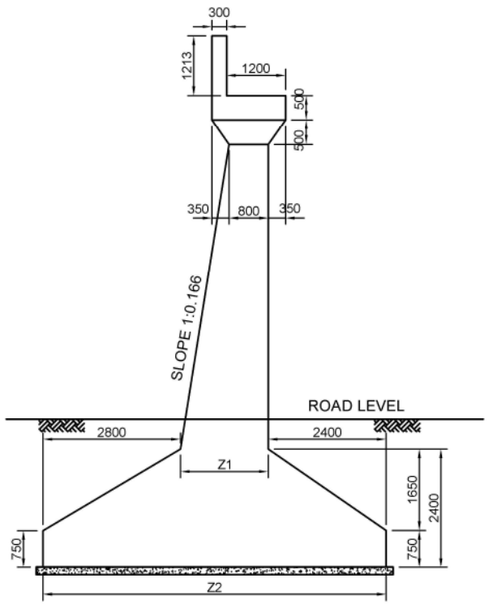

ABUTMENT DETAIL
(SCALE 1:125)

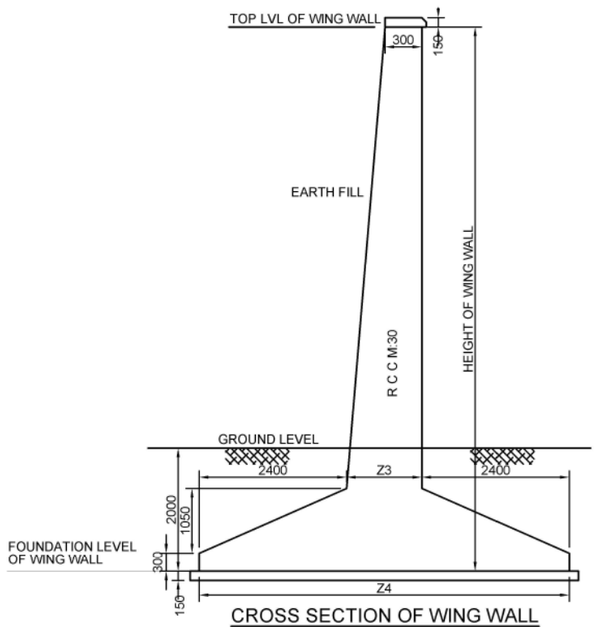

CROSS SECTION OF WING WALL
(SCALE 1:100)

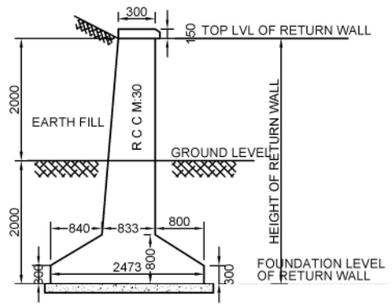

CROSS SECTION OF RETURN WALL
(SCALE 1:100)

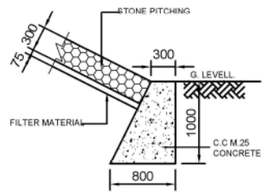

SECTION AT X-X
(SCALE 1:50)

Sec. No.	Structure Chainage	Proposed Bridge No.	FL (m)	GL (m)	RL (m)	Proposed Span (m)	No. of tracks	Skew Angle	Type of Structure	Structure configuration	Type of Crossing	Return Wall				Wing Wall							Abutment	
							Proposed for DFCC					TOP LVL (m)	FDN LVL (m)	Height (m)	Length (m)	TOP LVL (m)	FDN LVL (m)	BERM LVL (m)	Height (m)	Length (m)	Z3(m)	Z4(m)	Z1(m)	Z2(m)
6	77540.0	SA-33A	43.027	35.548	35.548	1 x 9.15m	2	25.0	RUB-Minor	PSC Voided Slab	Gas Pipe + Road	37.548	33.548	4.000	3.000	43.027	33.548	37.027	9.479	16.374	1.655	6.455	2.158	6.958
7	98894.0	247	52.024	44.855	44.855	1 x 9.15m	6	45	RUB-Minor	PSC Voided Slab	Road	46.855	42.855	4.000	3.000	52.024	42.855	46.024	9.169	15.497	1.603	6.403	2.106	6.906
7	100215.0	254	53.894	46.870	46.785	1 x 9.15m	2	66	RUB-Minor	PSC Voided Slab	ONGC + Road	48.870	44.870	4.000	3.000	53.894	44.870	47.894	9.024	15.087	1.579	6.379	2.082	6.882
7	108900.0	276	58.564	52.921	52.921	1 x 9.15m	2	57	RUB-Minor	PSC Voided Slab	ONGC + Road	54.921	50.921	4.000	3.000	58.564	50.921	-	7.643	11.181	1.349	6.149	1.852	6.652

NOTE
(i) F.L is based on the alignment drawing modified by NKC and should be reconfirmed in detailed design survey.
(ii) G.L is based on GAD prepared by CPM and should be reconfirmed in detailed design and survey.
(iii) Nos. of Track shall be confirmed from FLS & Station Yard Plan
(iv) Berm of 1.5 m width shall be provided on the slope of every 6 m height.
(v) Barrel Length may varry as per site condition.

Formation width of 13.5m to be read as 13.86m & respecti
dimensons are to be corrected according by the Bidde

Project Title :
Dedicated Freight Corridor Project
(Western Corridor Phase-1:
Rewari - Vadodara Section)

Client :
Dedicated Freight Corridor Corporation of India
(A GOVERNMENT OF INDIA UNDERTAKING)
5th Floor, Pragati Maidan Metro Station Building,
New Delhi-110001, INDIA

Drawing Title :
GENERAL ARRANGEMENT DRAWING FOR
1X9.15m PSC VOIDED SLAB
TYPE RUB

Drawing Number : NKC -CTS -RUB -AHM -00010 (SHEET 2 OF 2)
Scale : AS SHOWN
Reference : GAD PREPARED BY CPM AHMEDABAD

Drawn By : S. Salamuddin	Checked By : M. N. Ahmad	Approved By : H. Kawahara
Date : 30th , Sept , 2012	Date : 1st , Oct , 2012	Date : 3rd , Oct , 2012

Consultant :
NK Consortium
4th Floor, Pragati Maidan Metro Station Building,
New Delhi-110001, INDIA

V-4-2-546

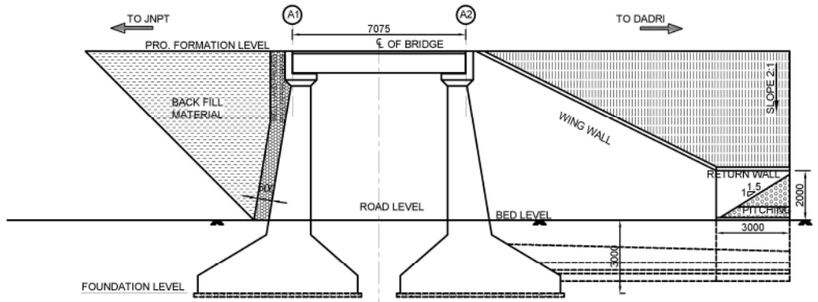

SECTION AT C-D-E-F
(SCALE 1:250)

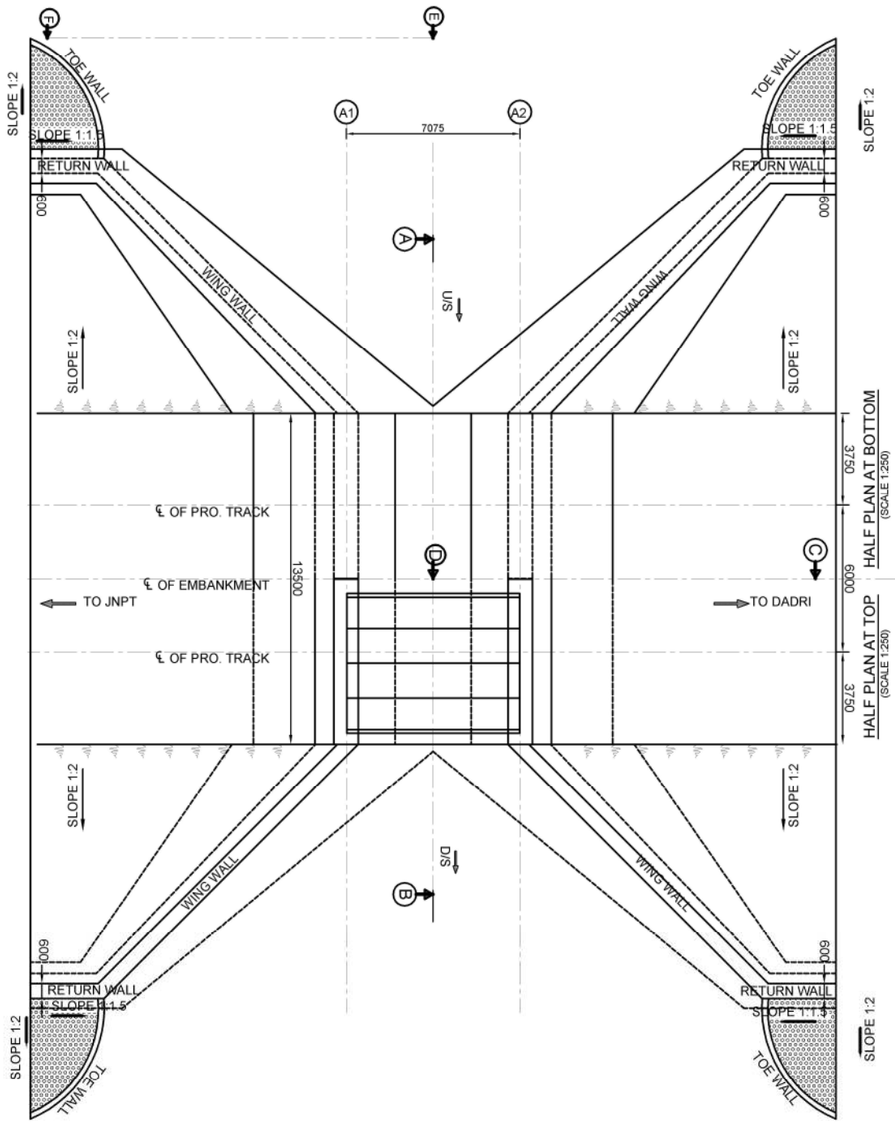

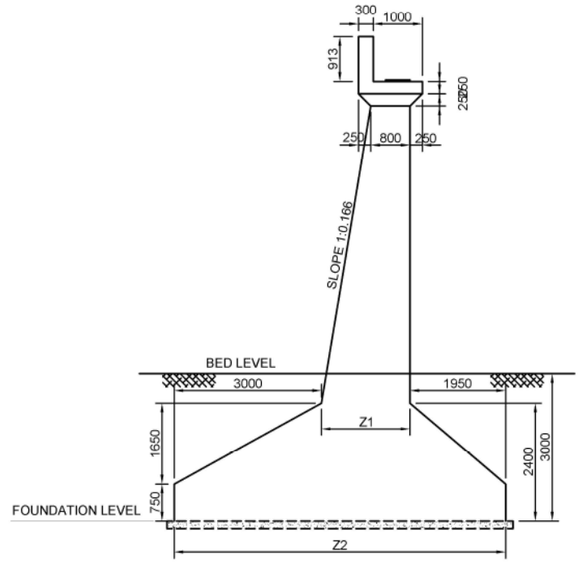

ABUTMENT
(SCALE 1:125)

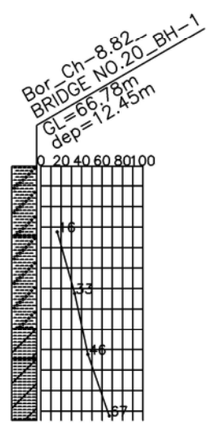

LEGEND:

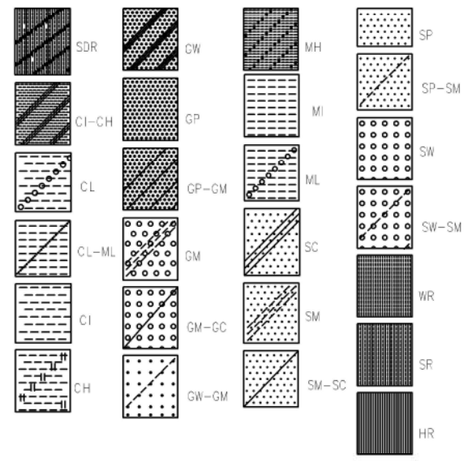

GENERAL NOTES:

1) ALL DIMENSIONS ARE IN MILLIMETERS AND LEVELS ARE IN METER UNLESS OTHERWISE SPECIFIED.
2) ALL DIMENSIONS ARE TO BE READ AND NOT MEASURED.
3) THIS GENERAL ARRANGEMENT DRAWING IS INDICATIVE AND IS MEANT ONLY FOR GUIDANCE FOR THE BIDDER. ALL THE ENGINEERING DETAILS ARE TO BE DEVELOPED & DESIGNED BY THE CONTRACTOR AS PER THE EMPLOYER'S REQUIREMENTS,SPECIFICATIONS AND SITE DIMENSIONS / CONDITIONS AND SHALL BE APPROVED BY ENGINEER / EMPLOYER.
4) ALL DIMENSIONS SHALL BE VERIFIED WITH RESPECT TO EXISTING IR BRIDGES ON THE PARRALEL ALINGNMENT AND RECONCILED BEFORE EXECUTION.
5) FORMATION LEVEL SHOWN IN GAD IS AS PER PROPOSED LONGITUDINAL SECTION OF THE ALIGNMENT AND MAY CHANGE DURING DEVELOPMENT OF DETAILED DESIGN STAGE.
6) LENGTH OF RETURN WALL / WING WALL / TOE WALL / PITCHING ETC. IS TO BE DECIDED AS PER THE SITE CONDITION.
7) DURING THE COURSE OF CONSTRUCTION, SAFETY & PROTECTION OF THE PROPOSED WORK AND SAFETY & PROTECTION OF THE RUNNING TRAINS ON THE EXISTING IR TRACKS IS TO BE ENSURED BY THE CONTRACTOR. EXCAVATION / DISMANTLING OF ANY PORTION OF EXISTING BRIDGE OR ANY ELEMENT OF EXISTING PERMANENT WAY OR ANY WORK AFFECTING THE SAFETY OF THE EXISTING BRIDGE / PERMANENT WAY OR SAFETY OF THE RUNNING TRAINS WILL BE CARRIED OUT WITH THE PRIOR WRITTEN APPROVAL OF THE ENGINEER / EMPLOYER.

SUPERSTRUCTURE & SUBSTRUCTURE

1) SUPERSTRUCTURE DETAIL IS INDICATIVE ONLY AND SHOULD BE DESIGNED AS PER CODAL PROVISION.
2) SUBSTRUCTURE OF BRIDGE SHALL BE DESIGNED AS PER DFCCI LOADING (32.5T AXLE LOAD) BRIDGE RULE, ISSUED BY RDSO. (WITH LATEST CORRECTION SLIP).
3) SUBSTRUCTURE SHALL BE DESIGNED TO TAKE CARE OF TEMPERORAY STAGE LOADS ALSO.
4) SUBSTRUCTURE OF THE BRIDGE SHALL BE DESIGNED AS PER THE SEISMIC ZONE FOR THE AREA.
5) SEISMIC ARRANGEMENT (RESTAINER) SHALL BE PROVIDED IN SUBSTRUCTURE AS PER SEISMIC FORCES.

FOUNDATION

1) SCOUR LEVEL SHALL BE AS PER IRS SUB STRUCTURE & FOUNDATION CODE.
2) FOUNDATION LEVEL OF BRIDGE SHALL BE BELOW THE SCOUR LEVEL.
3) SETTLEMENT OF FOUNDATION SHALL BE CHECKED SO THAT IT IS WITHIN ACCEPTABLE LIMIT OF TOTAL & DIFFERENTIAL SETTLEMENTS AS PER CLAUSE 6.1 OF IRS: BRIDGE SUB STRUCTURE & FOUNDATION CODE.
4) SAFE BEARING CAPACITY OF SOIL SHALL BE DETERMINED BY SUITABLE METHOD BEFORE DESIGN OF STRUCTURES IF REQUIRED.

GEO-TECHNICAL

1) FOR TENDER PURPOSE REFER TO GEOTECHNICAL INVESTIGATION REPORT IN DATA BOOK 2/2.
2) GEO-TECHNICAL BORE HOLE DATA REFERED IN GAD IS INDICATIVE ONLY.
3) DETAILED GEO-TECHNICAL INVESTIGATION SHALL BE CARRIED OUT DURING DETAILED DESIGN STAGE.

Formation width of 13.5m to be read as 13.86m & respectively dimensons are to be corrected according by the Bidder.

Project Title :	Client :	Drawing Title :	Drawing Number :	Consultant :
Dedicated Freight Corridor Project (Western Corridor Phase-1: Rewari - Vadodara Section)	Dedicated Freight Corridor Corporation of India (A GOVERNMENT OF INDIA UNDERTAKING) 5th Floor, Pragati Maidan Metro Station Building, New Delhi-110001, INDIA	GENERAL ARRANGEMENT DRAWING FOR 1X6.1m PSC SOLID SLAB TYPE RUB MAIN LINE 02	NKC -CTS -RUB -AHM -00011 (SHEET 1 OF 2)	NK Consortium 4th Floor, Pragati Maidan Metro Station Building, New Delhi-110001, INDIA
			Scale : AS SHOWN	
			Reference : GAD PREPARED BY CPM AHMEDABAD	
			Drawn By : S. Salamuddin, Date : 30th, Sept, 2012	Checked By : M. N. Ahmad, Date : 1st, Oct, 2012
			Approved By : H. Kawahara, Date : 3rd, Oct, 2012	

V-4-2-547

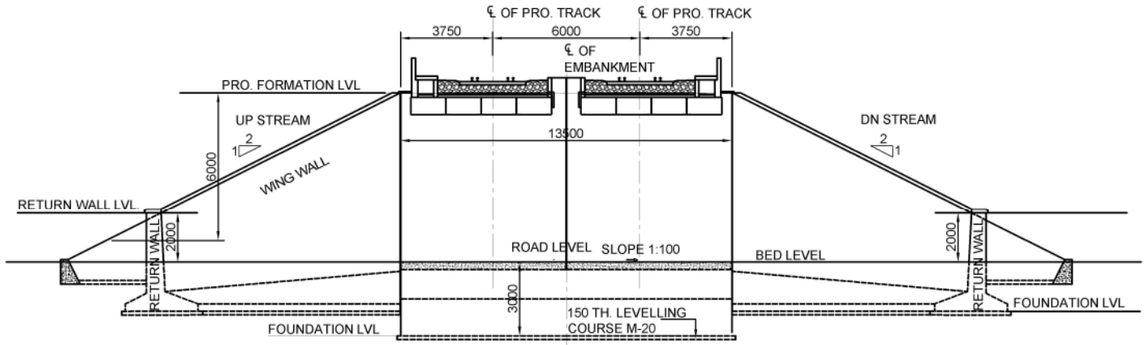

SECTION AT A-B
(SCALE 1:250)

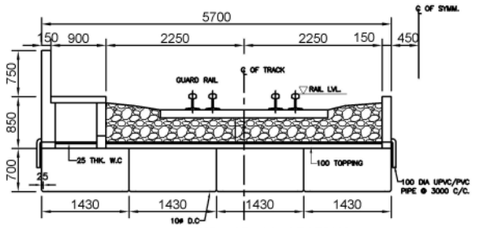

TYP. CROSS SECTION.
(SCALE 1:50)

6.10 m SPAN (SOLID SLAB OPTION)

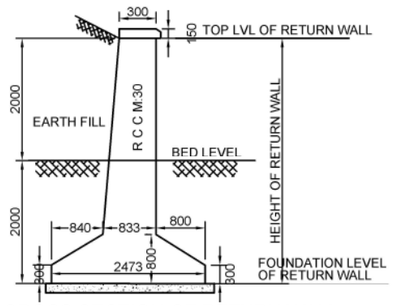

CROSS SECTION OF RETURN WALL
(SCALE 1:100)

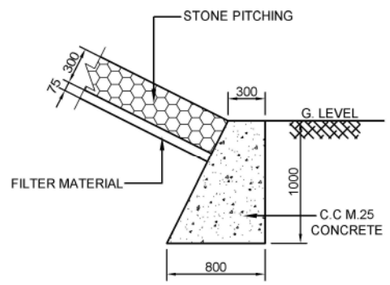

SECTION OF TOE WALL
(SCALE 1:50)

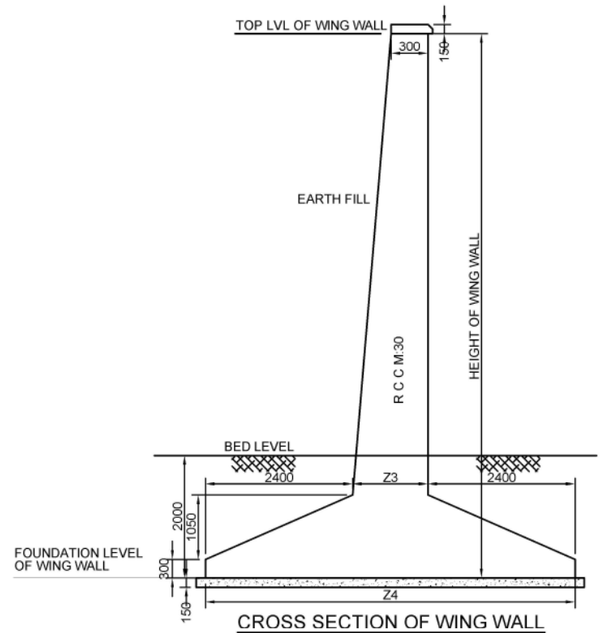

CROSS SECTION OF WING WALL
(SCALE 1:100)

Sec. No.	Structure Chainage	Proposed Bridge No.	FL (m)	GL (m)	Road Level (m)	Proposed Span (m)	No. of tracks Proposed for DFCC	Skew Angle	Type of Structure	Structure configuration	Type of Crossing	Return Wall TOP LVL (m)	Return Wall FDN LVL (m)	Return Wall Height (m)	Wing Wall TOP LVL (m)	Wing Wall FDN LVL (m)	Wing Wall Height (m)	Wing Wall Length (m)	Wing Wall Z3(m)	Wing Wall Z4(m)	Abutment Z1(m)	Abutment Z2(m)
6	71790.0	SA-20	39.842	29.463	29.463	1 x 6.1m	2	0	Minor Bridge	PSC Solid Slab	Cart Road	31.463	27.463	4.000	39.842	27.463	12.379	0.000	2.138	6.938	2.394	7.344
6	72778.0	SA-22	35.958	31.158	31.158	1 x 6.1m	2	40	RUB-Minor	PSC Solid Slab	Road	33.158	29.158	4.000	35.958	29.158	6.800	14.029	1.208	6.008	1.465	6.415
6	82380.0	SA-47	48.847	38.101	38.834	1 x 6.1m	4	20	RUB-Minor	PSC Solid Slab	Metalled road	40.101	36.101	4.000	48.847	36.101	12.746	30.847	2.199	6.999	2.456	7.406
8N	4,700.0	11	67.168	61.858	62.358	1 x 6.1m	2	61	RUB-Minor	PSC Solid Slab	Road (B.T. Road)	63.858	59.858	4.000	67.168	59.858	7.310	15.471	1.293	6.093	1.550	6.500

NOTE
(i) F.L is based on the alignment drawing modified by NKC and should be reconfirmed in detailed design survey.
(ii) G.L is based on GAD prepared by CPM and should be reconfirmed in detailed design and survey.
(iii) Nos. of Track shall be confirmed from FLS & Station Yard Plan
(iv) Berm of 1.5 m width shall be provided on the slope of every 6 m height.
(v) Barrel Length may varry as per site condition.

Formation width of 13.5m to be read as 13.86m & respecti
dimensons are to be corrected according by the Bidde

NK CONSORTIUM

Project Title :
Dedicated Freight Corridor Project
(Western Corridor Phase-1:
Rewari - Vadodara Section)

Client :
Dedicated Freight Corridor Corporation of India
(A GOVERNMENT OF INDIA UNDERTAKING)
5th Floor, Pragati Maidan Metro Station Building,
New Delhi-110001, INDIA

Drawing Title :
GENERAL ARRANGEMENT DRAWING
FOR 1X6.1m PSC SOLID SLAB
TYPE RUB MAIN LINE 02

Drawing Number : NKC -CTS -RUB -AHM -00011 (SHEET 2 OF 2)
Scale : AS SHOWN
Reference : GAD PREPARED BY CPM AHMEDABAD

Drawn By : S. Salamuddin	Checked By : M. N. Ahmad	Approved By : H. Kawahara
Date : 30th , Sept , 2012	Date : 1st , Oct , 2012	Date : 3rd , Oct , 2012

Consultant :
NK Consortium
4th Floor, Pragati Maidan Metro Station Building,
New Delhi-110001, INDIA

V-4-2-548

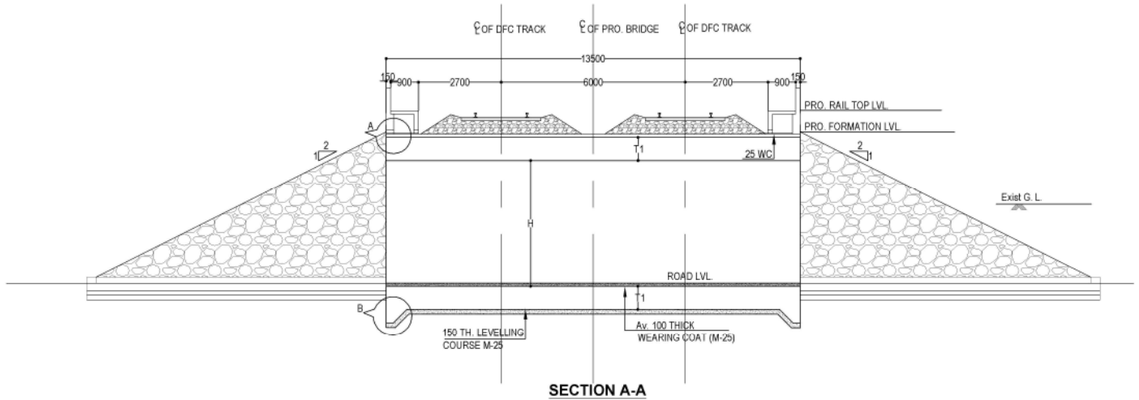

SECTION A-A
SCALE 1:100

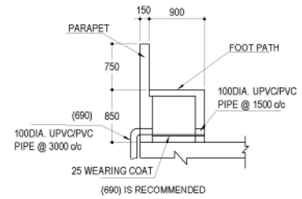

DETAIL AT A
(SCALE 1: 50)

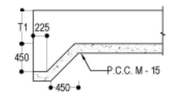

DETAILS AT B
SCALE 1:50

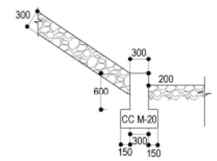

SECTION OF TOE WALL
SCALE 1:50

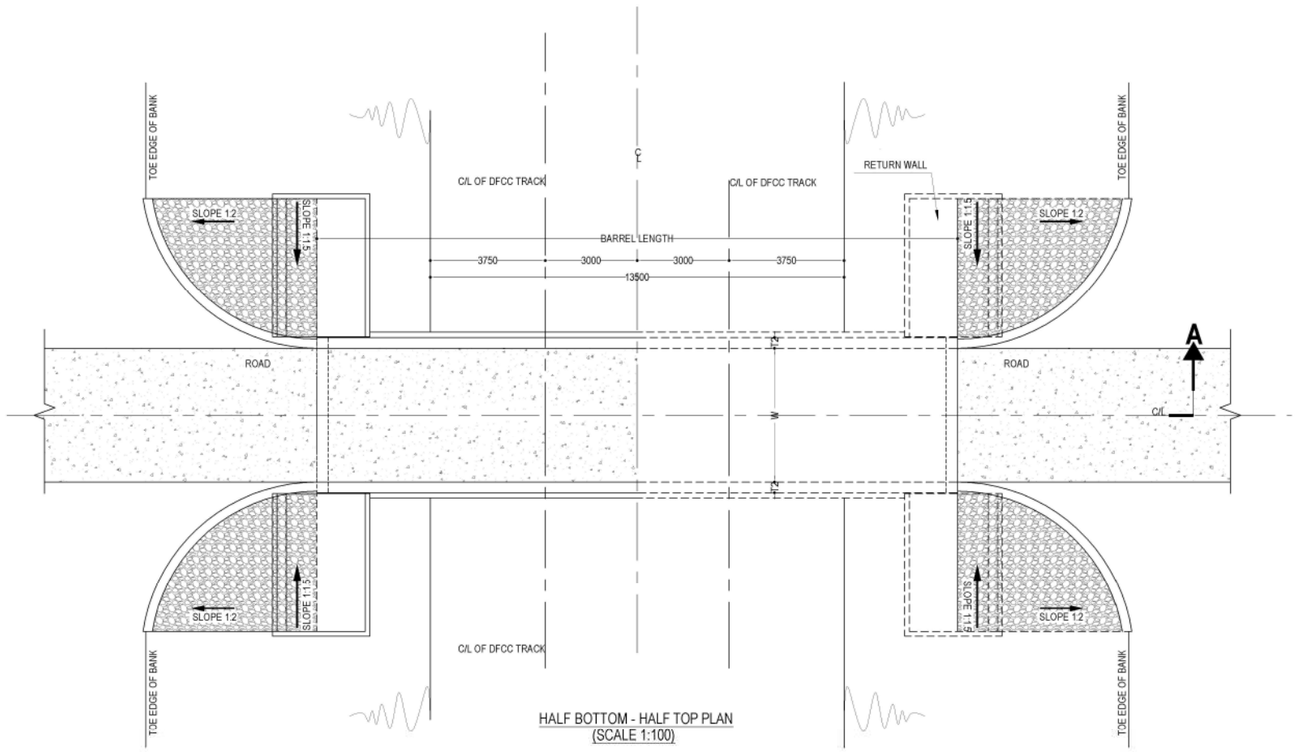

HALF BOTTOM - HALF TOP PLAN
(SCALE 1:100)

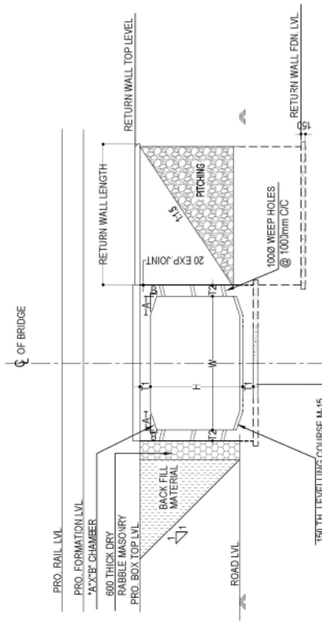

HALF SECTION - HALF ELEVATION
SCALE 1:100

GENERAL NOTES:

1) ALL DIMENSIONS ARE IN MILLIMETERS AND LEVELS ARE IN METER UNLESS OTHERWISE SPECIFIED.
2) ALL DIMENSIONS ARE TO BE READ AND NOT MEASURED.
3) THIS GENERAL ARRANGEMENT DRAWING IS INDICATIVE AND IS MEANT ONLY FOR GUIDANCE FOR THE BIDDERS. ALL THE ENGINEERING DETAILS ARE TO BE DEVELOPED & DESIGNED BY THE CONTRACTOR AS PER THE EMPLOYER'S REQUIREMENTS, SPECIFICATIONS, AND SITE DIMENSIONS / CONDITIONS AND SHALL BE APPROVED BY ENGINEER/EMPLOYER.
4) ALL DIMENSIONS SHALL BE VERIFIED WITH RESPECT TO EXISTING IR BRIDGES ON THE PARRALEL ALIGNMENT AND RECONCILED BEFORE EXECUTION.
5) FORMATION LEVEL SHOWN IN GAD IS AS PER PROPOSED LONGITUDINAL SECTION OF THE ALIGNMENT AND MAY CHANGE DURING DEVELOPMENT OF DETAILED DESIGN STAGE.
6) LENGTH OF RETURN WALL / WING WALL / TOE WALL / PITCHING ETC. IS TO BE DECIDED AS PER THE SITE CONDITION.
7) DURING THE COURSE OF CONSTRUCTION, SAFETY & PROTECTION OF THE PROPOSED WORK AND SAFETY & PROTECTION OF THE RUNNING TRAIN ON THE EXISTING TRACK IS TO BE ENSURED BY THE CONTRACTOR
8) EXCAVATION / DISMANTLING OF ANY PORTION OF EXISTING BRIDGE OR ANY ELEMENT OF EXISTING PERMANENT WAY OR ANY WORK AFFECTING THE SAFETY OF THE EXISTING BRIDGE / PERMANENT WAY OR SAFETY OF THE RUNNING TRAINS WILL REQUIRE THE PRIOR WRITTEN APPROVAL OF THE ENGINEER/EMPLOYER.

FOUNDATION

1) SAFE BEARING CAPACITY OF SOIL SHALL BE DETERMINED BY SUITABLE METHOD BEFORE DESIGN OF STUCTURES.

GEO-TECHNICAL

1) FOR TENDER PURPOSE REFER TO GEOTECHNICAL INVESTIGATION REPORT IN DATA BOOK 2/2.
2) GEO-TECHNICAL BORE HOLE DATA REFERED IN GAD IS INDICATIVE ONLY.
3) DETAILED GEO-TECHNICAL INVESTIGATION SHALL BE CARRIED OUT DURING DETAILED DESIGN STAGE IF REQUIRED.

Formation width of 13.5m to be read as 13.86m & respectiv
dimensons are to be corrected according by the Bidde

Project Title :	Client :	Drawing Title :	Drawing Number : NKC-CTS-RUB-AHM-00012 (SHEET 1 OF 3)	Consultant :
Dedicated Freight Corridor Project (Western Corridor Phase-1: Rewari - Vadodara Section)	Dedicated Freight Corridor Corporation of India (A GOVERNMENT OF INDIA UNDERTAKING) 5th Floor, Pragati Maidan Metro Station Building, New Delhi-110001, INDIA	GENERAL ARRANGEMENT DRAWING FOR RCC BOX TYPE RUB 01	Scale : AS SHOWN Reference : GAD PREPARED BY CPM AHMEDABAD Drawn By : S. Salamuddin, Date : 30th, Sept, 2012 Checked By : M. N. Ahmad, Date : 1st, Oct, 2012 Approved By : H. Kawahara, Date : 3rd, Oct, 2012	NK Consortium 4th Floor, Pragati Maidan Metro Station Building, New Delhi-110001, INDIA

V-4-2-549

Sec. No.	Structure Chainage	Proposed Bridge No.	FL (m)	GL (m)	RL (m)		Type of Structure	Structure configuration	No. of tracks Proposed for DFCC	Skew Angle	Type of Crossing	Box Configuration									Return Wall			
												n	W (m)	H (m)	T1 (m)	T2 (m)	A (m)	B (m)	Barrel Length-Z (m)	FILL(m)	TOP LVL (m)	FDN LVL (m)	Height L(m)	Length M(m)
6	28548.0	99	30.039	25.161	24.239	24.239	RUB-Minor	RCC Box	2	55	Village Road	1	6.10	5.0	0.8	0.8	0.6	0.2	13.500	0.000	30.04	22.239	7.80	7.900
6	31067.0	109	29.656	24.436	23.856	23.856	RUB-Minor	RCC Box	2	30	Village Road	1	6.10	5.0	0.8	0.8	0.6	0.2	13.500	0.000	29.66	21.856	7.80	7.900
6	32469.0	111	28.771	23.553	22.971	22.971	RUB-Minor	RCC Box	2	0	Village Road	1	6.10	5.0	0.8	0.8	0.6	0.2	13.500	0.000	28.77	20.971	7.80	7.900
6	37310.0	125A	25.435	20.663	19.635	19.635	RUB-Minor	RCC Box	2	0	Cart Track	1	6.10	5.0	0.8	0.8	0.6	0.2	13.500	0.000	25.44	17.635	7.80	7.900
6	38044.0	128	26.423	21.523	20.623	20.623	RUB-Minor	RCC Box	2	30	Village Road	1	6.10	5.0	0.8	0.8	0.6	0.2	13.500	0.000	26.42	18.623	7.80	7.900
6	40282.0	134	27.565	22.044	21.765	21.765	RUB-Minor	RCC Box	2	10	Cart Track	1	6.10	5.0	0.8	0.8	0.6	0.2	13.500	0.000	27.57	19.765	7.80	7.900
6	41839.0	138	25.726	20.010	19.726	19.726	RUB-Minor	RCC Box	2	53	Road	1	9.15	5.0	1.00	0.70	0.6	0.2	13.500	0.000	25.73	17.726	8.00	8.300
6	42843.0	140	25.224	20.320	19.424	19.424	RUB-Minor	RCC Box	2	30	Cart Track	1	6.10	5.0	0.8	0.8	0.6	0.2	13.500	0.000	25.22	17.424	7.80	7.900
6	43437.0	141	24.928	19.874	19.128	19.128	RUB-Minor	RCC Box	2	40	Cart Track	1	6.10	5.0	0.8	0.8	0.6	0.2	13.500	0.000	24.93	17.128	7.80	7.900
6	44174.0	144	24.578	19.517	18.778	18.778	RUB-Minor	RCC Box	2	35	Cart Track	1	6.10	5.0	0.8	0.8	0.6	0.2	13.500	0.000	24.58	16.778	7.80	7.900
6	45564.0	148	25.789	20.380	19.989	19.989	RUB-Minor	RCC Box	2	20	Cart Track	1	6.10	5.0	0.8	0.8	0.6	0.2	13.500	0.000	25.79	17.989	7.80	7.900
6	50763.0	160	27.6	22.7	21.842	21.842	RUB-Minor	RCC Box	2	0	Cart Track	1	6.10	5.0	0.8	0.8	0.6	0.2	13.500	0.000	27.64	19.842	7.80	7.900
6	51455.0	161	30.374	24.987	24.574	24.574	RUB-Minor	RCC Box	2	0	Village Road	1	6.10	5.0	0.8	0.8	0.6	0.2	13.500	0.000	30.37	22.574	7.80	7.900
6	51728	162	31.439	28.695	25.639	25.639	RUB-Minor	RCC Box	2	10	Village Road	1	6.10	5.0	0.8	0.8	0.6	0.2	13.500	0.000	31.44	23.639	7.80	7.900
6	56000	169	31.631	28.048	27.481	27.481	RUB-Minor	RCC Box	4	0	Cart Track / Diverted Road	1	4.00	3.7	0.45	0.45	0.6	0.2	25.500	0.000	31.63	25.481	6.15	5.775
7	86428	239	45.658	44.019	41.108	41.108	RUB-Minor	RCC Box	4	0	Road	1	4.00	4.1	0.45	0.45	0.6	0.2	25.500	0.000	45.66	39.108	6.55	6.375
7	101400	258	54.705	56.354	48.655	48.655	RUB-Minor	RCC Box	2	0	Cart Track	1	4.00	5.5	0.55	0.55	0.6	0.2	13.500	0.000	54.71	46.655	8.05	8.525
7	101872.0	261	53.638	47.674	47.638	47.638	RUB-Minor	RCC Box	2	20	M.D. Road	1	9.15	5.0	1.00	0.70	0.6	0.2	13.500	0.000	53.64	45.638	8.00	8.300
7	102370.0	262	52.044	47.165	46.094	46.094	RUB-Minor	RCC Box	2	0	Cart Track	1	4.00	5.5	0.45	0.45	0.6	0.2	13.500	0.000	52.04	44.094	7.95	8.475
7	108661	275	58.86	54.060	53.260	53.260	RUB-Minor	RCC Box	2	35	Village Road	1	9.15	4.6	1	0.7	0.6	0.2	13.500	0.000	58.86	51.26	7.60	7.700
8N	1530	4	62.604	57.910	58.054	58.054	RUB-Minor	RCC Box	2	33	Village Road	1	5.00	4.0	0.55	0.55	0.6	0.2	13.500	0.000	62.60	56.054	6.55	6.275
8N	3403	9	70.088	61.061	61.687	61.687	RUB-Minor	RCC Box	2	20	Village Road	1	5.00	4.0	0.55	0.55	0.6	0.2	29.654	3.851	70.09	59.687	6.55	12.052
8N	3990	10	67.238	61.069	61.575	61.575	RUB-Minor	RCC Box	2	0	Village Road	1	5.00	4.0	0.55	0.55	0.6	0.2	18.702	1.113	67.24	59.575	6.55	7.944
8N	5630	12	68.414	63.336	62.614	62.614	RUB-Minor	RCC Box	2	30	Village Road	1	6.10	5.0	0.80	0.80	0.6	0.2	13.500	0.000	68.41	60.614	7.80	7.900
8N	10085	23	74.105	68.752	67.805	67.805	RUB-Minor	RCC Box	2	60	Village Road	1	6.10	5.5	0.80	0.80	0.6	0.2	13.500	0.000	74.11	65.805	8.30	8.650
8N	11810	25	77.691	71.893	71.391	71.391	RUB-Minor	RCC Box	2	38	Village Road	1	6.10	5.5	0.80	0.80	0.6	0.2	13.500	0.000	77.69	69.391	8.30	8.650
8N	12,490.0	26	77.314	72.719	72.814	72.814	RUB-Minor	RCC Box	2	60	Village Road	1	5.00	4.00	0.5	0.5	0.6	0.2	13.500	0.000	77.31	70.814	6.50	6.250
8N	19100	43A	80.978	80.070	76.728	76.728	RUB-Minor	RCC Box	2	0	Village Road (B.T Road)	1	5.50	3.7	0.55	0.55	0.6	0.2	13.500	0.000	80.98	74.728	6.25	5.825
8N	20640	45A	81.433	80.532	77.183	77.183	RUB-Minor	RCC Box	2	39	Village Road	1	5.50	3.7	0.55	0.55	0.6	0.2	13.500	0.000	81.43	75.183	6.25	5.825
8N	23600	52A	85.601	85.014	81.351	81.351	RUB-Minor	RCC Box	2	0	Village Road	1	5.50	3.7	0.55	0.55	0.6	0.2	13.500	0.000	85.60	79.351	6.25	5.825
8N	24300	54A	85.601	81.456	81.351	81.351	RUB-Minor	RCC Box	2	0	Road	1	5.50	3.7	0.55	0.55	0.6	0.2	13.500	0.000	85.60	79.351	6.25	5.825
8N	31100	65A	91.103	90.628	86.853	86.853	RUB-Minor	RCC Box	2	0	Road	1	5.50	3.7	0.55	0.55	0.6	0.2	13.500	0.000	91.10	84.853	6.25	5.825
8N	36330	77A	92.540	92.511	87.240	87.240	RUB-Minor	RCC Box	2	0	Road	1	5.50	4.6	0.70	0.70	0.6	0.2	13.500	0.000	92.54	85.24	7.30	7.250
8N	42640	92A	88.552	85.864	83.302	83.302	RUB-Minor	RCC Box	2	0	Road	1	5.50	4.6	0.65	0.65	0.6	0.2	13.500	0.000	88.55	81.302	7.25	7.225
8N	43715	96A	89.477	88.580	84.177	84.177	RUB-Minor	RCC Box	2	0	Village Road	1	5.50	4.6	0.70	0.70	0.6	0.2	13.500	0.000	89.48	82.177	7.30	7.250
8N	67875	139A	110.800	109.040	105.500	105.500	RUB-Minor	RCC Box	2	0	Road	1	5.50	4.6	0.70	0.70	0.6	0.2	13.500	0.000	110.80	103.5	7.30	7.250
8N	78920	158A	127.937	127.045	122.637	122.637	RUB-Minor	RCC Box	2	0	Road (B.T. Road)	1	5.50	4.6	0.70	0.70	0.6	0.2	13.500	0.000	127.94	120.637	7.30	7.250
8N	85800	171A	136.721	136.173	131.421	131.421	RUB-Minor	RCC Box	2	0	Cart Track	1	5.50	4.6	0.70	0.70	0.6	0.2	13.500	0.000	136.72	129.421	7.30	7.250
8N	91560	178A	150.855	149.779	145.605	145.605	RUB-Minor	RCC Box	2	0	Road	1	5.50	4.6	0.65	0.65	0.6	0.2	13.500	0.000	150.86	143.605	7.25	7.225
8N	94260	183A	160.147	159.546	154.847	154.847	RUB-Minor	RCC Box	2	0	Cart Track	1	5.50	4.6	0.70	0.70	0.6	0.2	13.500	0.000	160.15	152.847	7.30	7.250
8N	98010	191A	173.979	171.486	168.729	168.729	RUB-Minor	RCC Box	2	0	Cart Track	1	5.50	4.6	0.65	0.65	0.6	0.2	13.500	0.000	173.98	166.729	7.25	7.225
8N	101180	194A	185.249	186.464	179.849	179.849	RUB-Minor	RCC Box	4	0	Cart Track	1	5.50	4.6	0.80	0.80	0.6	0.2	25.500	0.000	185.25	177.849	7.40	7.300
8N	103000	199A	186.251	183.447	181.001	181.001	RUB-Minor	RCC Box	2	0	Road	1	5.50	4.6	0.65	0.65	0.6	0.2	13.500	0.000	186.25	179.001	7.25	7.225
8N	110105	211A	211.948	211.098	206.648	206.648	RUB-Minor	RCC Box	2	0	Road (B.T. Road)	1	5.50	4.6	0.70	0.70	0.6	0.2	13.500	0.000	211.95	204.648	7.30	7.250

NOTE (i) F.L is based on the alignment drawing modified by NKC and should be reconfirmed in detailed design survey.
(ii) G.L is based on GAD prepared by CPM and should be reconfirmed in detailed design and survey.
(iii) Nos. of Track shall be confirmed from FLS & Station Yard Plan
(iv) Berm of 1.5 m width shall be provided on the slope of every 6 m height.
(v) Barrel Length may varry as per site condition.

Formation width of 13.5m to be read as 13.86m & respectiv
dimensons are to be corrected according by the Bidde

Project Title :	Client :	Drawing Title :	Drawing Number :	Consultant :
Dedicated Freight Corridor Project (Western Corridor Phase-1: Rewari - Vadodara Section)	Dedicated Freight Corridor Corporation of India (A GOVERNMENT OF INDIA UNDERTAKING) 5th Floor, Pragati Maidan Metro Station Building, New Delhi-110001, INDIA	GENERAL ARRANGEMENT DRAWING FOR RCC BOX TYPE RUB 01	NKC-CTS-RUB-AHM-00012 (SHEET 2 OF 3)	NK Consortium 4th Floor, Pragati Maidan Metro Station Building, New Delhi-110001, INDIA
			Scale : AS SHOWN	
			Reference : GAD PREPARED BY CPM AHMEDABAD	
			Drawn By : S. Salamuddin Date : 30th, Sept, 2012	Checked By : M. N. Ahmad Date : 1st, Oct, 2012
			Approved By : H. Kawahara Date : 3rd, Oct, 2012	

V-4-2-550

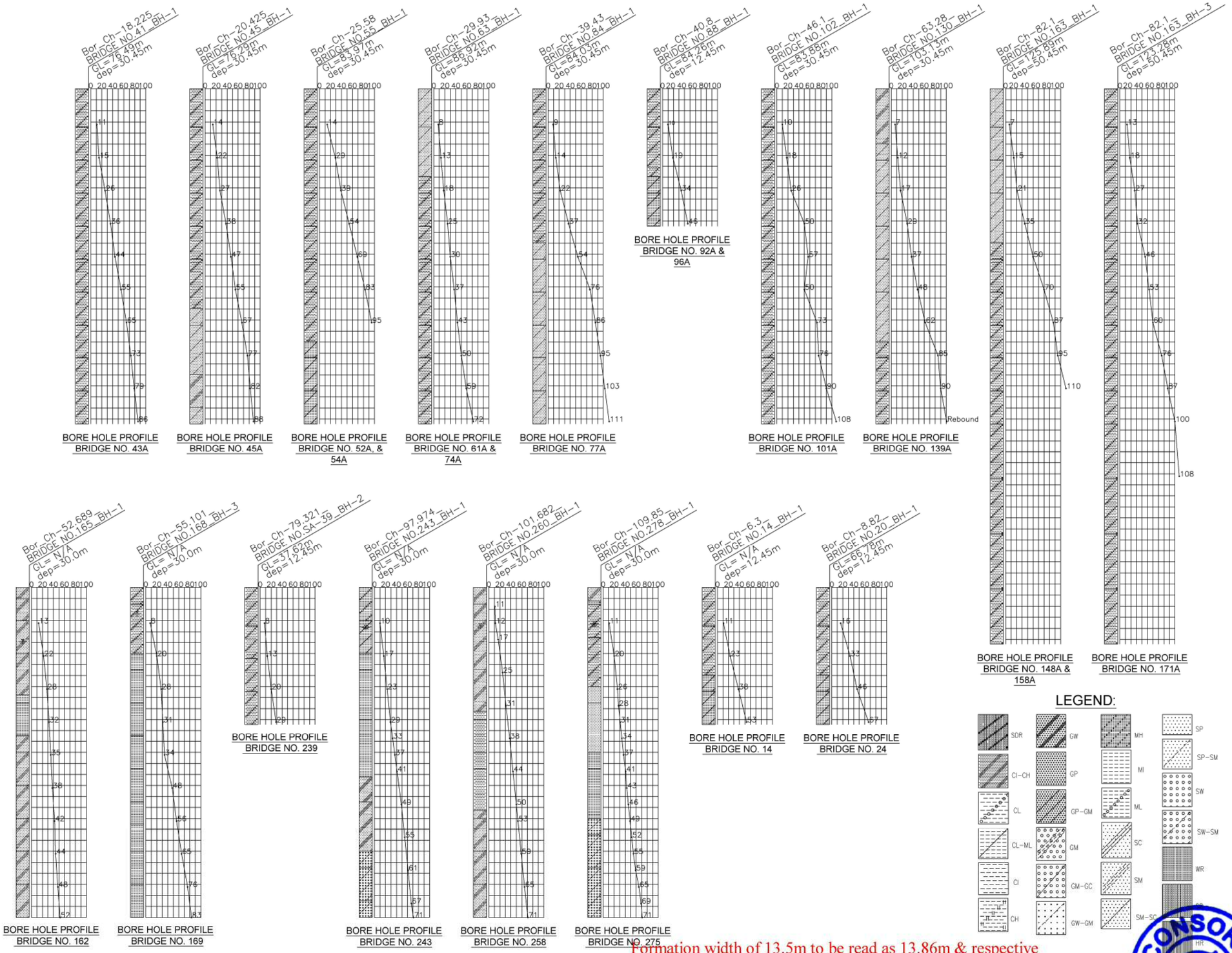

Formation width of 13.5m to be read as 13.86m & respective dimensons are to be corrected according by the Bidder

Project Title :	Client :	Drawing Title :	Drawing Number :	Consultant :
Dedicated Freight Corridor Project (Western Corridor Phase-1: Rewari - Vadodara Section)	Dedicated Freight Corridor Corporation of India (A GOVERNMENT OF INDIA UNDERTAKING) 5th Floor, Pragati Maidan Metro Station Building, New Delhi-110001, INDIA	GENERAL ARRANGEMENT DRAWING FOR RCC BOX TYPE RUB 01	NKC-CTS-RUB-AHM-00012 (SHEET 3 OF 3)	NK Consortium 4th Floor, Pragati Maidan Metro Station Building, New Delhi-110001, INDIA

Scale : AS SHOWN

Reference : GAD PREPARED BY CPM AHMEDABAD

Drawn By : S. Salamuddin	Checked By : M. N. Ahmad	Approved By : H. Kawahara
Date : 30th, Sept, 2012	Date : 1st, Oct, 2012	Date : 3rd, Oct, 2012

V-4-2-551

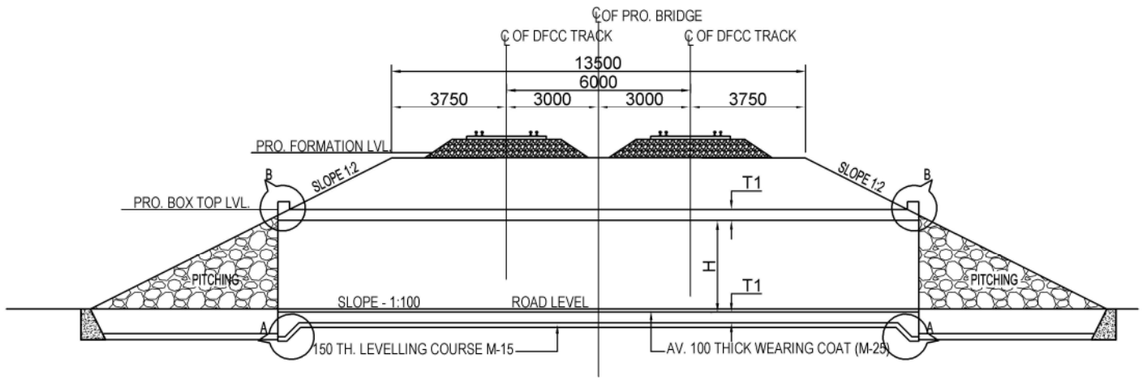

SECTION A-A
(SCALE 1:200)

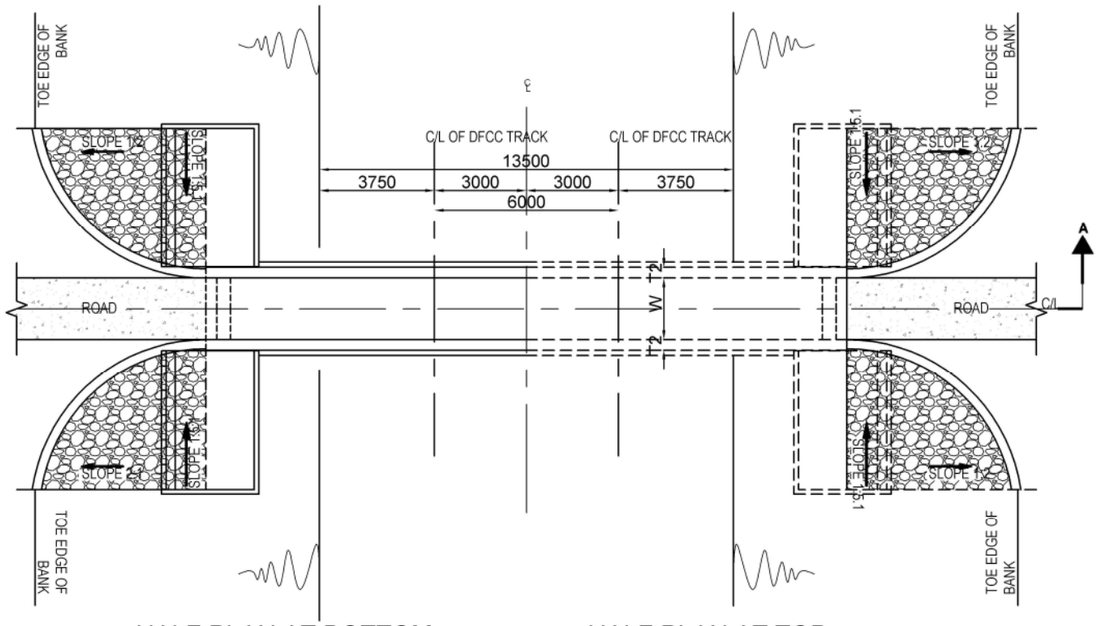

HALF PLAN AT BOTTOM
(SCALE 1:200)

HALF PLAN AT TOP
(SCALE 1:200)

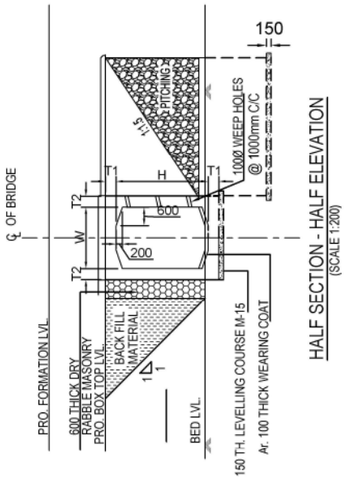

HALF SECTION - HALF ELEVATION
(SCALE 1:200)

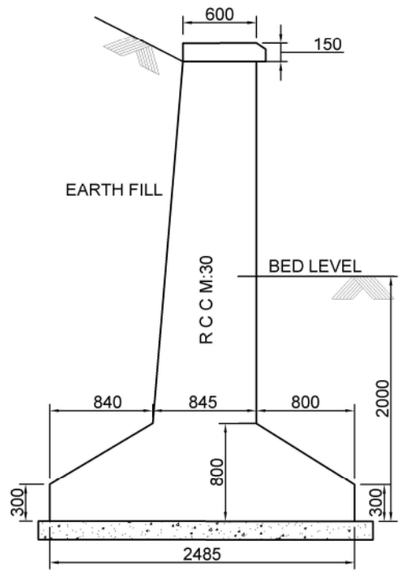

CROSS SECTION OF RETURN WALL
(SCALE 1:50)

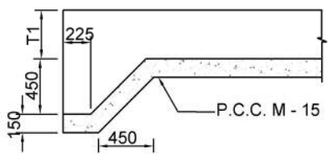

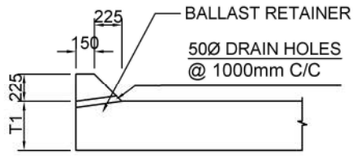

DETAIL AT A & B
(SCALE 1:50)

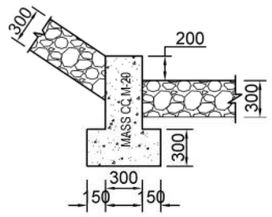

SECTION OF TOE WALL
(SCALE 1:50)

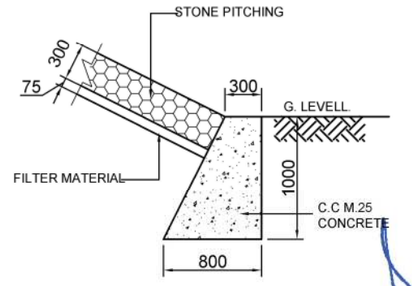

SECTION OF CURTAIN/DROP WALL
(SCALE 1:50)

Formation width of 13.5m to be read as 13.86m & respective dimensons are to be corrected according by the Bidder

GENERAL NOTES:

1) ALL DIMENSIONS ARE IN MILLIMETERS AND LEVELS ARE IN METER UNLESS OTHERWISE SPECIFIED.
2) ALL DIMENSIONS ARE TO BE READ AND NOT MEASURED.
3) THIS GENERAL ARRANGEMENT DRAWING IS INDICATIVE AND IS MEANT ONLY FOR GUIDANCE FOR THE BIDDERS. ALL THE ENGINEERING DETAILS ARE TO BE DEVELOPED & DESIGNED BY THE CONTRACTOR AS PER THE EMPLOYER'S REQUIREMENTS, SPECIFICATIONS, AND SITE DIMENSIONS / CONDITIONS AND SHALL BE APPROVED BY ENGINEER/EMPLOYER.
4) ALL DIMENSIONS SHALL BE VERIFIED WITH RESPECT TO EXISTING IR BRIDGES ON THE PARRALEL ALIGNMENT AND RECONCILED BEFORE EXECUTION.
5) FORMATION LEVEL SHOWN IN GAD IS AS PER PROPOSED LONGITUDINAL SECTION OF THE ALIGNMENT AND MAY CHANGE DURING DEVELOPMENT OF DETAILED DESIGN STAGE.
6) LENGTH OF RETURN WALL / WING WALL / TOE WALL / PITCHING ETC. IS TO BE DECIDED AS PER THE SITE CONDITION.
7) DURING THE COURSE OF CONSTRUCTION, SAFETY & PROTECTION OF THE PROPOSED WORK AND SAFETY & PROTECTION OF THE RUNNING TRAIN ON THE EXISTING TRACK IS TO BE ENSURED BY THE CONTRACTOR
8) EXCAVATION / DISMANTLING OF ANY PORTION OF EXISTING BRIDGE OR ANY ELEMENT OF EXISTING PERMANENT WAY OR ANY WORK AFFECTING THE SAFETY OF THE EXISTING BRIDGE / PERMANENT WAY OR SAFETY OF THE RUNNING TRAINS WILL REQUIRE THE PRIOR WRITTEN APPROVAL OF THE ENGINEER/EMPLOYER.

FOUNDATION

1) SAFE BEARING CAPACITY OF SOIL SHALL BE DETERMINED BY SUITABLE METHOD BEFORE DESIGN OF STUCTURES.

GEO-TECHNICAL

1) FOR TENDER PURPOSE REFER TO GEOTECHNICAL INVESTIGATION REPORT IN DATA BOOK 2/2.
2) GEO-TECHNICAL BORE HOLE DATA REFERED IN GAD IS INDICATIVE ONLY.
3) DETAILED GEO-TECHNICAL INVESTIGATION SHALL BE CARRIED OUT DURING DETAILED DESIGN STAGE IF REQUIRED.

Project Title : Dedicated Freight Corridor Project (Western Corridor Phase-1: Rewari - Vadodara Section)	Client : Dedicated Freight Corridor Corporation of India (A GOVERNMENT OF INDIA UNDERTAKING) 5th Floor, Pragati Maidan Metro Station Building, New Delhi-110001, INDIA	Drawing Title : GENERAL ARRANGEMENT DRAWING FOR RCC BOX TYPE RUB 02	Drawing Number : NKC -CTS -RUB -AHM -00013 (SHEET 1 OF 1)
			Scale : AS SHOWN
			Reference : GAD PREPARED BY CPM AHMEDABAD
			Drawn By : S. Salamuddin, Date : 30th, Sept, 2012 / Checked By : M. N. Ahmad, Date : 1st, Oct, 2012 / Approved By : H. Kawahara, Date : 3rd, Oct, 2012

Consultant : NJPC — NK Consortium, 4th Floor, Pragati Maidan Metro Station Building, New Delhi-110001, INDIA

V-4-2-552

Sec. No.	Structure Chainage	Proposed Bridge No.	FL (m)	GL (m)	RL (m)		Type of Structure	Structure configuration	No. of tracks Proposed for DFCC	Skew Angle	Type of Crossing	Box Configuration n	W (m)	H (m)	T1 (m)	T2 (m)	A (m)	B (m)	Barrel Length-Z (m)	FILL(m)	Return Wall TOP LVL (m)	FDN LVL (m)	Height L(m)	Length M(m)
6	25360.0	87	31.977	26.580	26.580	26.580	RUB-Minor	RCC Box	2	0	Village Road	1	4.00	3.7	0.45	0.45	0.6	0.2	19.238	1.247	31.98	24.58	6.15	7.646
6	59446.0	175	37.712	31.914	31.914	31.914	RUB-Minor	RCC Box	2	65	Metalled Road	1	9.15	4.6	1.00	0.70	0.6	0.2	15.042	0.198	37.71	29.914	7.60	7.997
6	60050.0	176	36.657	31.097	31.097	31.097	RUB-Minor	RCC Box	2	0	Cart Track	1	4.00	3.7	0.45	0.45	0.6	0.2	19.890	1.410	36.66	29.097	6.15	7.890
6	63835.0	SA-02	36.828	31.905	31.905	31.905	RUB-Minor	RCC Box	2	15	Cart Track	1	4.00	3.7	0.45	0.45	0.6	0.2	17.342	0.773	36.83	29.905	6.15	6.935
7	96226.0	241	48.104	43.104	43.104	43.104	RUB-Minor	RCC Box	4	0	Cart Track	1	4.00	3.7	0.45	0.45	0.6	0.2	29.650	0.850	48.10	41.104	6.15	7.050
7	97974	243	50.722	44.550	44.550	44.550	RUB-Minor	RCC Box	6	27	Road & Small Drain	1	9.15	5.0	1.00	0.70	0.6	0.2	38.938	0.172	50.72	42.55	8.00	8.558
7	100607.0	256	55.560	50.369	50.369	50.369	RUB-Minor	RCC Box	2	0	Cart Track	1	4.00	3.7	0.45	0.45	0.6	0.2	18.414	1.041	55.56	48.369	6.15	7.337
7	103910.0	266	52.930	48.055	48.055	48.055	RUB-Minor	RCC Box	2	55	Cart Track	1	5.0	4.0	0.45	0.45	0.6	0.2	15.950	0.425	52.93	46.055	6.45	6.863
7	104349.0	267	54.466	49.780	49.780	49.780	RUB-Minor	RCC Box	2	0	Cart Track	1	5.0	4.0	0.45	0.45	0.6	0.2	15.194	0.236	54.47	47.78	6.45	6.579
7	106950.0	272	56.423	51.558	51.558	51.558	RUB-Minor	RCC Box	2	33	Cart Track	1	5.0	4.0	0.45	0.45	0.6	0.2	15.910	0.415	56.42	49.558	6.45	6.848
7	108100.0	274	59.140	54.336	54.336	54.336	RUB-Minor	RCC Box	2	0	Metalled Road	1	5.0	4.0	0.45	0.45	0.6	0.2	15.666	0.354	59.14	52.336	6.45	6.756
7	109436.0	277	57.809	52.831	52.831	52.831	RUB-Minor	RCC Box	2	0	Cart Track	1	5.0	4.0	0.45	0.45	0.6	0.2	16.362	0.528	57.81	50.831	6.45	7.017
7	110020.0	279	59.175	53.371	53.371	53.371	RUB-Minor	RCC Box	2	0	M.D. Road	1	9.15	4.6	1.00	0.70	0.6	0.2	15.066	0.204	59.18	51.371	7.60	8.006
7	111773	282	60.722	55.831	55.831	55.831	RUB-Minor	RCC Box	2	0	Village Road	1	5.00	4	0.55	0.55	0.6	0.2	15.614	0.341	60.72	53.831	6.55	6.786
8N	350.0	1	61.896	57.135	57.135	57.135	RUB-Minor	RCC Box	2	0	Village Road	1	5.00	4	0.55	0.55	0.6	0.2	15.094	0.211	61.90	55.135	6.55	6.592
8N	2260	5	65.688	58.539	59.038	59.038	RUB-Minor	RCC Box	2	67	Village Road	1	5.00	4	0.55	0.55	0.6	0.2	22.650	2.100	65.69	57.038	6.55	9.425
8N	3138	5B	70.078	59.749	59.749	59.749	RUB-Minor	RCC Box	2	0	Canal Service road	1	6.0	4.6	0.60	0.50	0.60	0.20	34.766	5.129	70.08	57.749	7.20	14.994
8N	3353	7A	70.088	63.869	63.869	63.869	RUB-Minor	RCC Box	2	0	Canal Service road	1	6.0	4.6	0.60	0.50	0.60	0.20	18.326	1.019	70.09	61.869	7.20	8.828
8N	3403	9	70.088	61.061	61.687	61.687	RUB-Minor	RCC Box	2	20	Village Road	1	5.00	4	0.55	0.55	0.6	0.2	29.654	3.851	70.09	59.687	6.55	12.052
8N	3990	10	67.238	61.069	61.575	61.575	RUB-Minor	RCC Box	2	0	Village Road	1	5.00	4	0.55	0.55	0.6	0.2	18.702	1.113	67.24	59.575	6.55	7.944
8N	6308	14	69.458	64.610	64.358	64.358	RUB-Minor	RCC Box	2	0	Village Road	1	5.00	4.0	0.50	0.50	0.6	0.2	16.650	0.600	69.46	62.358	6.50	7.150
8N	6,688.0	15	71.4	64.6	64.635	64.635	RUB-Minor	RCC Box	2	0	Village Road	1	5.00	4.00	0.5	0.5	0.6	0.2	23.142	2.223	66.635	62.635	4.00	3.00
8N	8,820.0	20	74.754	66.789	67.288	67.288	RUB-Minor	RCC Box	2	73	Village Road	1	5.00	4.00	0.5	0.5	0.6	0.2	26.114	2.966	69.288	65.288	4.00	3.00
8N	11125	24	75.137	70.801	70.037	70.037	RUB-Minor	RCC Box	2	38	Village Road	1	5.00	4.0	0.50	0.50	0.6	0.2	16.650	0.600	75.14	68.037	6.50	7.150

NOTE (i) F.L is based on the alignment drawing modified by NKC and should be reconfirmed in detailed design survey.
(ii) G.L is based on GAD prepared by CPM and should be reconfirmed in detailed design and survey.
(iii) Nos. of Track shall be confirmed from FLS & Station Yard Plan
(iv) Berm of 1.5 m width shall be provided on the slope of every 6 m height.
(v) Barrel Length may varry as per site condition.

Formation width of 13.5m to be read as 13.86m & respectiv
dimensons are to be corrected according by the Bidde

NK CONSORTIUM

Project Title :
Dedicated Freight Corridor Project
(Western Corridor Phase-1:
Rewari - Vadodara Section)

Client :
Dedicated Freight Corridor Corporation of India
(A GOVERNMENT OF INDIA UNDERTAKING)
5th Floor, Pragati Maidan Metro Station Building,
New Delhi-110001, INDIA

Drawing Title :
GENERAL ARRANGEMENT DRAWING
FOR RCC BOX TYPE RUB 02

Drawing Number : NKC -CTS -RUB -AHM -00013 (SHEET 2 OF 4)
Scale : AS SHOWN
Reference : GAD PREPARED BY CPM AHMEDABAD
Drawn By : S. Salamuddin | Checked By : M. N. Ahmad | Approved By : H. Kawahara
Date : 30th, Sept, 2012 | Date : 1st, Oct, 2012 | Date : 3rd, Oct, 2012

Consultant :
NJPI
NK Consortium
4th Floor, Pragati Maidan Metro Station Building,
New Delhi-110001, INDIA

V-4-2-553

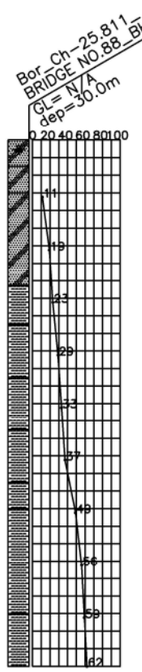

BORE HOLE PROFILE
BRIDGE NO. 87

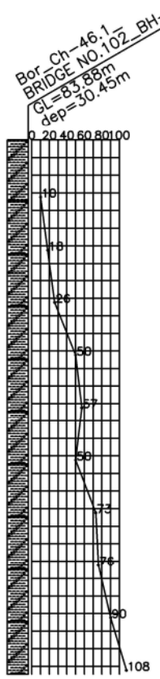

BORE HOLE PROFILE
BRIDGE NO. 99

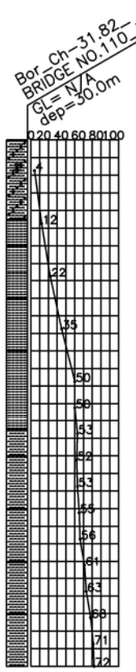

BORE HOLE PROFILE
BRIDGE NO. 109



BORE HOLE PROFILE
BRIDGE NO. 111

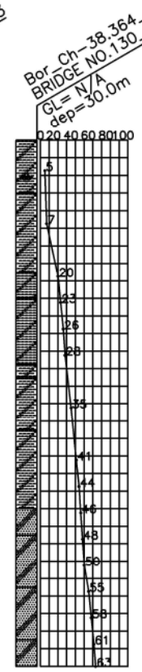

BORE HOLE PROFILE
BRIDGE NO. 125A & 128



BORE HOLE PROFILE
BRIDGE NO. 134

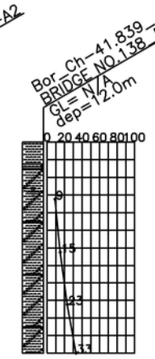

BORE HOLE PROFILE
BRIDGE NO. 138

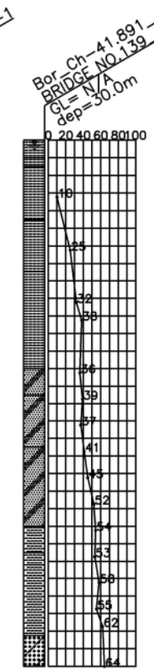

BORE HOLE PROFILE
BRIDGE NO. 140

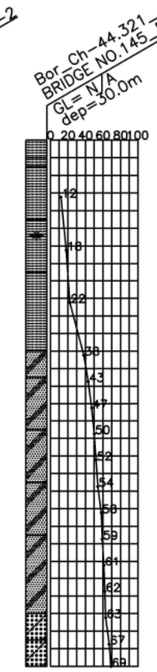

BORE HOLE PROFILE
BRIDGE NO. 141 & 144

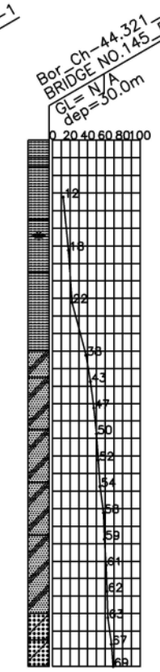

BORE HOLE PROFILE
BRIDGE NO. 148

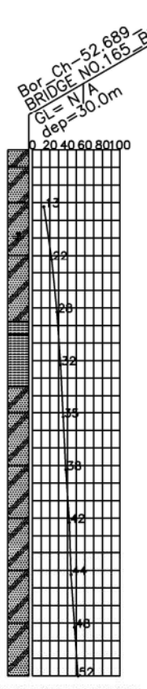

BORE HOLE PROFILE
BRIDGE NO. 161

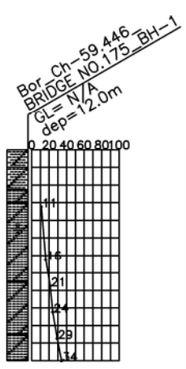

BORE HOLE PROFILE
BRIDGE NO. 175 & 176

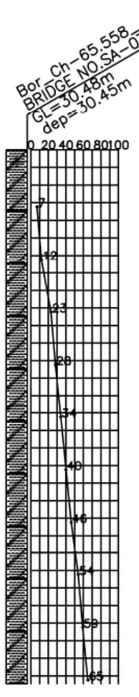

BORE HOLE PROFILE
BRIDGE NO. SA-02

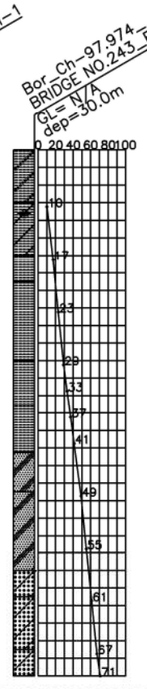

BORE HOLE PROFILE
BRIDGE NO. 241

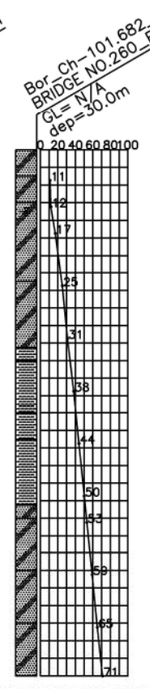

BORE HOLE PROFILE
BRIDGE NO. 261

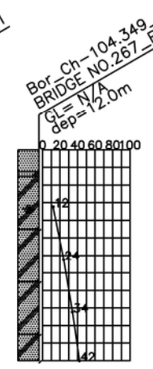

BORE HOLE PROFILE
BRIDGE NO. 262, 266 & 267

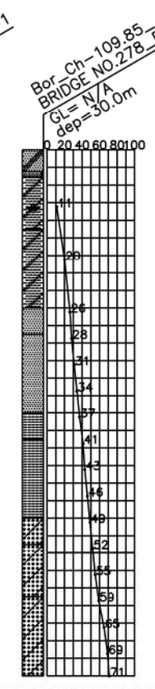

BORE HOLE PROFILE
BRIDGE NO. 274, 277, 279 & 280

LEGEND:

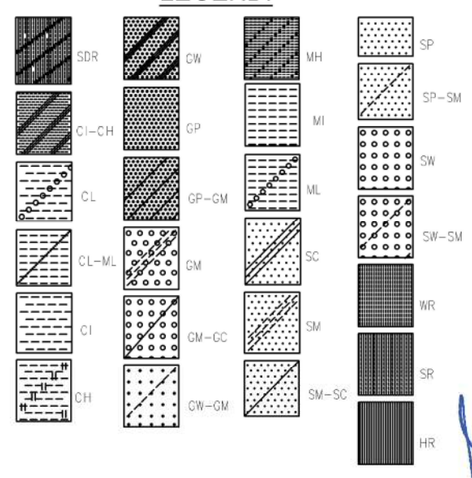

Formation width of 13.5m to be read as 13.8m as respective dimensons are to be corrected according by the Bidder

Project Title :	Client :	Drawing Title :	Drawing Number :	Consultant :
Dedicated Freight Corridor Project (Western Corridor Phase-1: Rewari - Vadodara Section)	Dedicated Freight Corridor Corporation of India (A GOVERNMENT OF INDIA UNDERTAKING) 5th Floor, Pragati Maidan Metro Station Building, New Delhi-110001, INDIA	GENERAL ARRANGEMENT DRAWING FOR RCC BOX TYPE RUB 02	NKC -CTS -RUB -AHM -00013 (SHEET 3 OF 4)	NK Consortium 4th Floor, Pragati Maidan Metro Station Building, New Delhi-110001, INDIA
			Scale : AS SHOWN	
			Reference : GAD PREPARED BY CPM AHMEDABAD	
			Drawn By : S. Salamuddin, Date : 30th, Sept, 2012	Checked By : M. N. Ahmad, Date : 1st, Oct, 2012
			Approved By : H. Kawahara, Date : 3rd, Oct, 2012	

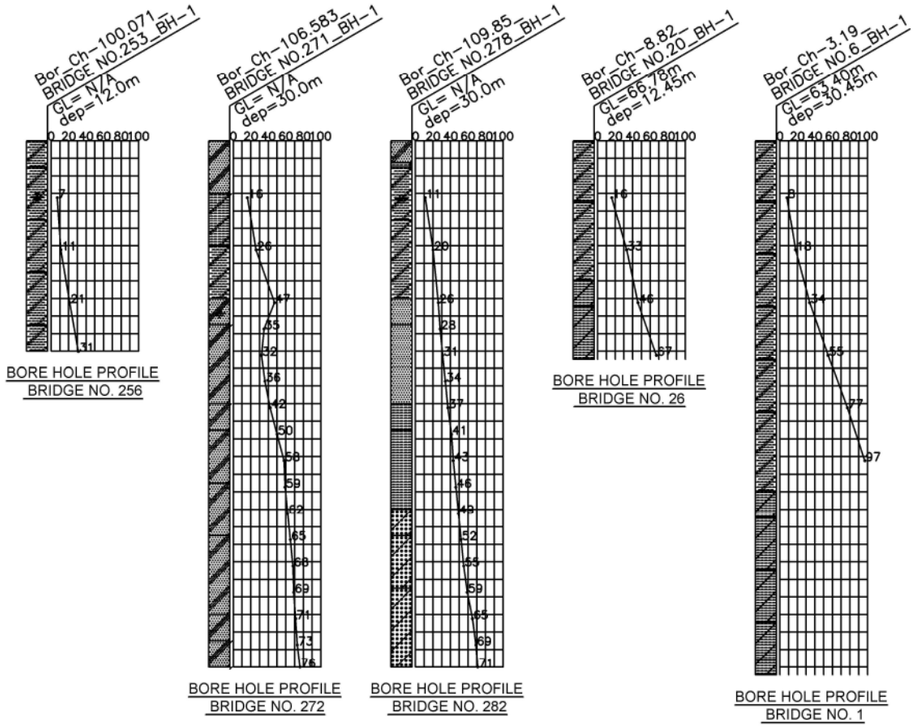

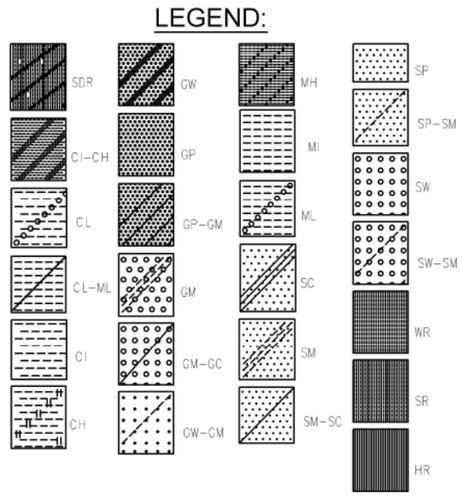

Formation width of 13.5m to be read as 13.86m & respectiv
dimensons are to be corrected according by the Bidde

Project Title :	Client :	Drawing Title :	Drawing Number :	Consultant :
Dedicated Freight Corridor Project (Western Corridor Phase-1: Rewari - Vadodara Section)	Dedicated Freight Corridor Corporation of India (A GOVERNMENT OF INDIA UNDERTAKING) 5th Floor, Pragati Maidan Metro Station Building, New Delhi-110001, INDIA	GENERAL ARRANGEMENT DRAWING FOR RCC BOX TYPE RUB 02	NKC -CTS -RUB -AHM -00013 (SHEET 4 OF 4)	NK Consortium 4th Floor, Pragati Maidan Metro Station Building, New Delhi-110001, INDIA
			Scale : AS SHOWN	
			Reference : GAD PREPARED BY CPM AHMEDABAD	
			Drawn By : S. Salamuddin, Date : 30th, Sept, 2012	Checked By : M. N. Ahmad, Date : 1st, Oct, 2012
			Approved By : H. Kawahara, Date : 3rd, Oct, 2012	

V-4-2-555

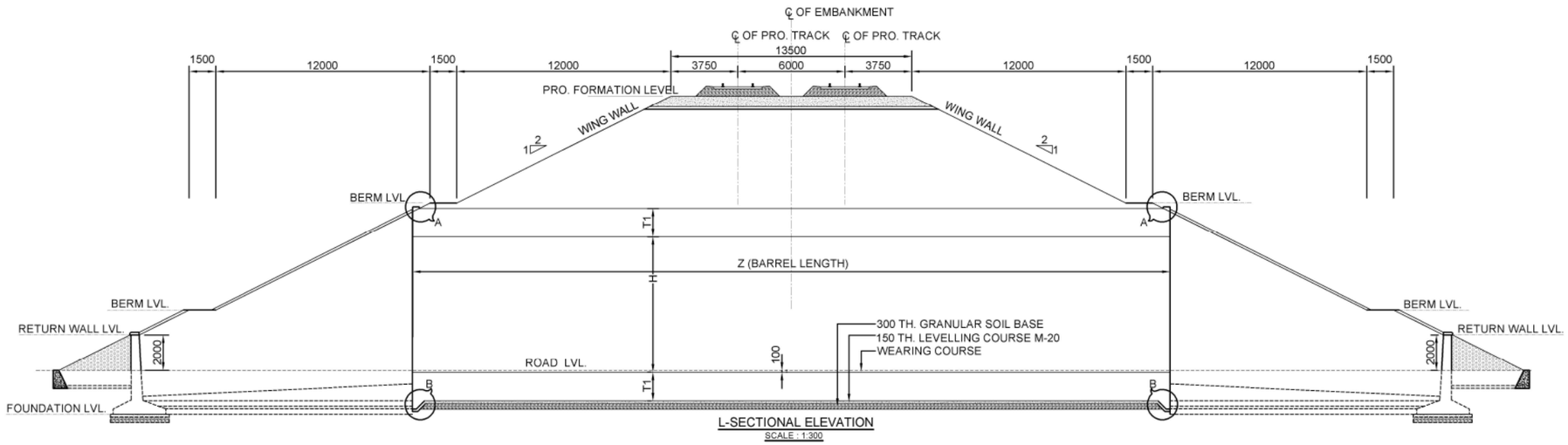

L-SECTIONAL ELEVATION

SCALE : 1:300

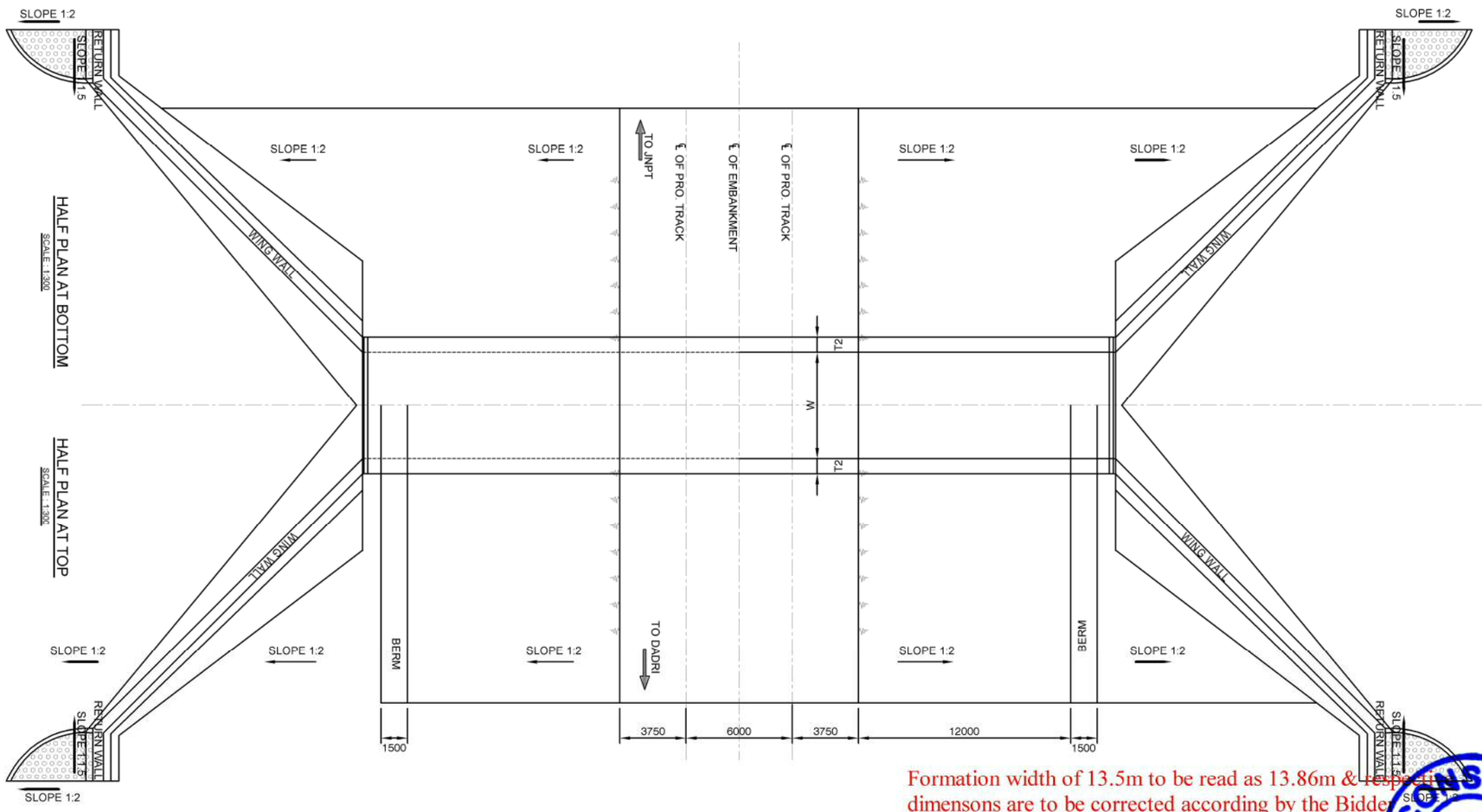

HALF PLAN AT BOTTOM

SCALE : 1:300

HALF PLAN AT TOP

SCALE : 1:300

Formation width of 13.5m to be read as 13.86m & respective dimensons are to be corrected according by the Bidder

GENERAL NOTES:

1) ALL DIMENSIONS ARE IN MILLIMETERS AND LEVELS ARE IN METER UNLESS OTHERWISE SPECIFIED.
2) ALL DIMENSIONS ARE TO BE READ AND NOT MEASURED.
3) THIS GENERAL ARRANGEMENT DRAWING IS INDICATIVE AND IS MEANT ONLY FOR GUIDANCE FOR THE BIDDERS. ALL THE ENGINEERING DETAILS ARE TO BE DEVELOPED & DESIGNED BY THE CONTRACTOR AS PER THE EMPLOYER'S REQUIREMENTS, SPECIFICATIONS, AND SITE DIMENSIONS / CONDITIONS AND SHALL BE APPROVED BY ENGINEER/EMPLOYER.
4) ALL DIMENSIONS SHALL BE VERIFIED WITH RESPECT TO EXISTING IR BRIDGES ON THE PARRALEL ALIGNMENT AND RECONCILED BEFORE EXECUTION.
5) FORMATION LEVEL SHOWN IN GAD IS AS PER PROPOSED LONGITUDINAL SECTION OF THE ALIGNMENT AND MAY CHANGE DURING DEVELOPMENT OF DETAILED DESIGN STAGE.
6) LENGTH OF RETURN WALL / WING WALL / TOE WALL / PITCHING ETC. IS TO BE DECIDED AS PER THE SITE CONDITION.
7) DURING THE COURSE OF CONSTRUCTION, SAFETY & PROTECTION OF THE PROPOSED WORK AND SAFETY & PROTECTION OF THE RUNNING TRAIN ON THE EXISTING TRACK IS TO BE ENSURED BY THE CONTRACTOR
8) EXCAVATION / DISMANTLING OF ANY PORTION OF EXISTING BRIDGE OR ANY ELEMENT OF EXISTING PERMANENT WAY OR ANY WORK AFFECTING THE SAFETY OF THE EXISTING BRIDGE / PERMANENT WAY OR SAFETY OF THE RUNNING TRAINS WILL REQUIRE THE PRIOR WRITTEN APPROVAL OF THE ENGINEER/EMPLOYER.

FOUNDATION

1) SAFE BEARING CAPACITY OF SOIL SHALL BE DETERMINED BY SUITABLE METHOD BEFORE DESIGN OF STUCTURES.

GEO-TECHNICAL

1) FOR TENDER PURPOSE REFER TO GEOTECHNICAL INVESTIGATION REPORT IN DATA BOOK 2/2.
2) GEO-TECHNICAL BORE HOLE DATA REFERED IN GAD IS INDICATIVE ONLY.
3) DETAILED GEO-TECHNICAL INVESTIGATION SHALL BE CARRIED OUT DURING DETAILED DESIGN STAGE IF REQUIRED.

Project Title : Dedicated Freight Corridor Project (Western Corridor Phase-1: Rewari - Vadodara Section)	Client : Dedicated Freight Corridor Corporation of India (A GOVERNMENT OF INDIA UNDERTAKING) 5th Floor, Pragati Maidan Metro Station Building, New Delhi-110001, INDIA	Drawing Title : GENERAL ARRANGEMENT DRAWING FOR RCC BOX TYPE RUB MAIN LINE 03	Drawing Number : NKC -CTS -RUB -AHM-00014 (SHEET 1 OF 4)
			Scale : AS SHOWN
			Reference : GAD PREPARED BY CPM AHMEDABAD
			Drawn By : S. Salamuddin, Date : 30th, Sept, 2012 / Checked By : M. N. Ahmad, Date : 1st, Oct, 2012 / Approved By : H. Kawahara, Date : 3rd, Oct, 2012

Consultant : NK Consortium, 4th Floor, Pragati Maidan Metro Station Building, New Delhi-110001, INDIA

V-4-2-556

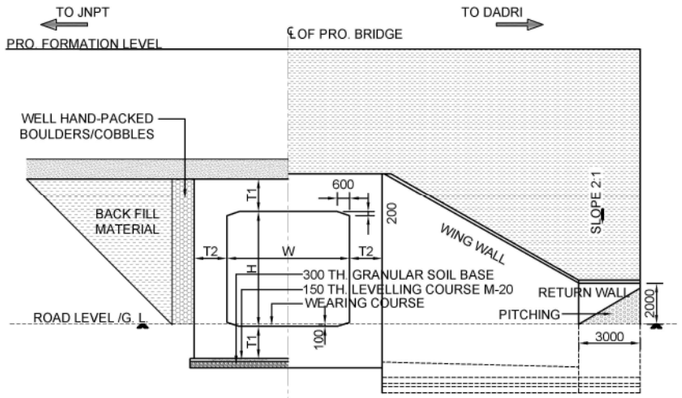

HALF SECTION
SCALE : 1:300

HALF ELEVATION
SCALE : 1:300

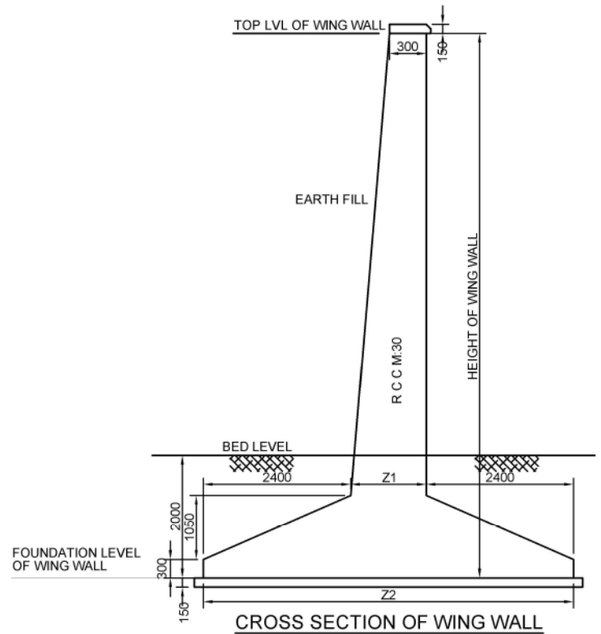

CROSS SECTION OF WING WALL
(SCALE 1:100)

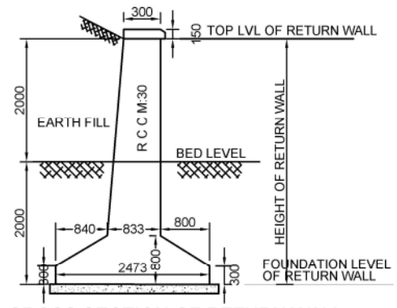

CROSS SECTION OF RETURN WALL
(SCALE 1:100)

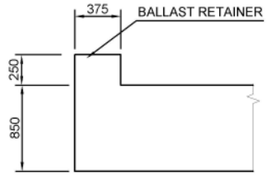

DETAILS AT 'A'
(SCALE 1:50)

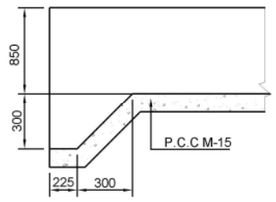

DETAILS AT 'B'
(SCALE 1:50)

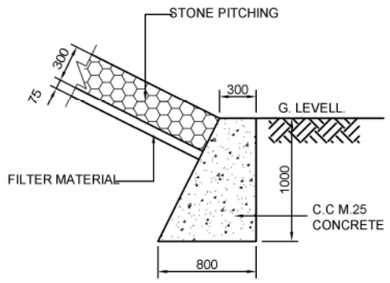

SECTION AT X-X
(SCALE 1:50)

Formation width of 13.5m to be read as 13.86m & respectiv
dimensons are to be corrected according by the Bidde

Project Title :	Client :	Drawing Title :	Drawing Number :	Consultant :
Dedicated Freight Corridor Project (Western Corridor Phase-1: Rewari - Vadodara Section)	Dedicated Freight Corridor Corporation of India (A GOVERNMENT OF INDIA UNDERTAKING) 5th Floor, Pragati Maidan Metro Station Building, New Delhi-110001, INDIA	GENERAL ARRANGEMENT DRAWING FOR RCC BOX TYPE RUB MAIN LINE 03	NKC -CTS -RUB -AHM-00014 (SHEET 2 OF 4) Scale : AS SHOWN Reference : GAD PREPARED BY CPM AHMEDABAD Drawn By : S. Salamuddin, Date : 30th, Sept, 2012 Checked By : M. N. Ahmad, Date : 1st, Oct, 2012 Approved By : H. Kawahara, Date : 3rd, Oct, 2012	NK Consortium 4th Floor, Pragati Maidan Metro Station Building, New Delhi-110001, INDIA

V-4-2-557

Sec. No.	Structure Chainage	Proposed Bridge No.	FL (m)	GL (m)	RL (m)		Type of Structure	Structure configuration	No. of tracks Proposed for DFCC	Skew Angle	Type of Crossing	Box Configuration									Return Wall				Wing Wall							
												n	W (m)	H (m)	T1 (m)	T2 (m)	A (m)	B (m)	Barrel Length-Z (m)	FILL(m)	TOP LVL (m)	FDN LVL (m)	Height L(m)	Length M(m)	TOP LVL (m)	FDN LVL (m)	BERM LVL-1 (m)	BERM LVL-2 (m)	Height (m)	Length (m)	Z1 (m)	Z2 (m)
6	38695.0	131	28.2	21.9	21.914	21.914	RUB-Minor	RCC Box	2	0	M.D. Road	1	9.15	5.1	1.00	0.70	0.6	0.2	14.918	0.167	23.914	19.914	4.00	3.00	28.014	19.914	22.181	-	8.1	12.876	1.453	6.253
6	46163.0	149	27.4	21.1	21.100	21.100	RUB-Minor	RCC Box	2	0	Road	1	9.15	5.0	1.00	0.70	0.6	0.2	15.266	0.254	23.1	19.1	4.00	3.00	27.1	19.1	21.354	-	8	12.594	1.451	6.251
6	46958.0	153	28.2	21.1	21.132	21.132	RUB-Minor	RCC Box	2	0	Village Road	1	6.10	5.0	0.8	0.8	0.6	0.2	19.302	1.263	23.132	19.132	4.00	3.00	26.932	19.132	22.195	-	7.8	12.102	1.586	6.386
6	47876.0	155	30.4	22.9	22.865	22.865	RUB-Minor	RCC Box	2	0	Cart Track	1	6.10	5.0	0.8	0.8	0.6	0.2	21.270	1.755	24.865	20.865	4.00	3.00	28.665	20.865	24.42	-	7.8	12.102	1.668	6.468
6	48782.0	159	29.1	21.9	21.915	21.915	RUB-Minor	RCC Box	2	0	Cart Track	1	6.10	5.0	0.8	0.8	0.6	0.2	19.750	1.375	23.915	19.915	4.00	3.00	27.715	19.915	23.09	-	7.8	12.102	1.604	6.404
6	52326.0	164	33.8	27.6	27.584	27.584	RUB-Minor	RCC Box	2	49	M.D. Road	1	9.15	5.0	1.00	0.70	0.6	0.2	14.998	0.187	29.584	25.584	4.00	3.00	33.584	25.584	27.771	-	8.00	12.594	1.440	6.240
6	52980.0	165A	30.9	22.5	22.456	22.456	RUB-Minor	RCC Box	2	0	Cart Track	1	4.00	3.7	0.45	0.45	0.6	0.2	34.610	4.340	24.456	20.456	4.00	3.00	26.606	20.456	24.946	-	6.15	7.181	1.824	6.624
6	62739.0	SA-01	40.8	32.6	32.554	32.554	RUB-Minor	RCC Box	2	30	Cart Track	1	4.00	3.7	0.50	0.50	0.6	0.2	33.402	4.038	34.554	30.554	4.00	3.00	36.754	30.554	34.792	-	6.20	7.359	1.782	6.582
6	63364.0	SA-01A	38.0	31.3	31.292	31.292	RUB-Minor	RCC Box	2	0	Cart Track	1	4.00	3.7	0.45	0.45	0.6	0.2	24.378	2.532	33.292	29.292	4.00	3.00	35.442	29.292	31.974	-	6.15	7.181	1.522	6.322
6	74810.0	SA-27	35.7	29.5	29.512	29.512	RUB-Minor	RCC Box	2	0	Cart Track	1	4.00	3.7	0.45	0.45	0.6	0.2	22.390	2.035	31.512	27.512	4.00	3.00	33.662	27.512	29.697	-	6.15	7.181	1.439	6.239
6	75673.0	SA-28	39.8	33.5	33.536	33.536	RUB-Minor	RCC Box	2	0	Road	1	9.15	4.6	1.00	0.70	0.6	0.2	16.830	0.645	35.536	31.536	4.00	3.00	39.136	31.536	33.781	-	7.6	11.463	1.449	6.249
6	76246.0	SA-29	42.3	34.0	33.986	33.986	RUB-Minor	RCC Box	2	20	Cart Track	1	4.00	3.7	0.45	0.45	0.6	0.2	33.754	4.126	35.986	31.986	4.00	3.00	38.136	31.986	36.262	-	6.15	7.181	1.788	6.588
6	76900.0	SA-31	44.9	38.7	38.719	38.719	RUB-Minor	RCC Box	2	50	Cart Track	1	9.15	4.6	1.00	0.70	0.6	0.2	16.762	0.628	40.719	36.719	4.00	3.00	44.319	36.719	38.947	-	7.6	9.100	1.447	6.247
6	81300.0	SA-45	47.8	39.4	39.384	39.384	RUB-Minor	RCC Box	5	15	Cart Track	1	9.15	5.6	1.00	0.70	0.6	0.2	42.346	1.774	41.384	37.384	4.00	3.00	45.984	37.384	41.758	-	8.6	14.290	1.804	6.604
6	82826.0	SA-48	50.3	40.1	40.149	40.149	RUB-Minor	RCC Box	5	30	Cart Track	1	4.00	3.7	0.55	0.55	0.6	0.2	58.750	5.875	42.149	38.149	4.00	3.00	44.399	38.149	44.274	-	6.25	7.537	2.096	6.896
6	83360.0	SA-48A (DN)	52.0	39.4	39.422	39.422	RUB-Minor	RCC Box	1	0	Cart Track	1	4.00	3.7	0.70	0.70	0.6	0.2	43.894	8.161	41.422	37.422	4.00	4.50	43.822	37.422	45.983	39.983	6.4	8.072	2.502	7.302
6	84660.0	SA-52 (DN)	52.0	40.3	40.318	40.318	RUB-Minor	RCC Box	1	0	Cart Track	1	4.00	3.7	0.70	0.70	0.6	0.2	40.502	7.313	42.318	38.318	4.00	3.00	44.718	38.318	46.031	-	6.4	8.072	2.361	7.161
6	84,860	SA-53 (UP)	51.231	40.505	40.505	40.505	Minor Bridge	Rcc Box	1	0	Drain	1	4.0	3.7	0.45	0.45	0.6	0.2	34.554	6.576	51.23	38.505	6.15	15.639								
6	85114.0	SA-53 (DN)	50.2	40.8	40.829	40.829	RUB-Minor	RCC Box	1	0	Cart Track	1	6.10	3.7	0.80	0.80	0.6	0.2	30.794	4.886	42.829	38.829	4.00	3.00	45.329	38.829	44.215	-	6.5	8.429	1.973	6.773
6	83360.0	SA-48A (UP)	52.0	39.4	39.422	39.422	RUB-Minor	RCC Box	1	0	Cart Track	1	4.00	3.7	0.70	0.70	0.6	0.2	43.894	8.161	41.422	37.422	4.00	4.50	43.822	37.422	45.983	39.983	6.4	8.072	2.502	7.302
6	84428.0	SA-52 (UP)	53.0	40.4	40.377	40.377	RUB-Minor	RCC Box	1	55	Road	1	6.10	4.6	0.9	0.9	0.6	0.2	39.578	7.082	42.377	38.377	4.00	4.50	45.877	38.377	46.959	40.959	7.5	11.328	2.506	7.306
7	85996.0	238	47.0	40.7	40.731	40.731	RUB-Minor	RCC Box	4	0	Cart Track	1	4.00	4.1	0.45	0.45	0.6	0.2	33.314	1.766	42.731	38.731	4.00	3.00	45.281	38.731	41.047	-	6.55	8.312	1.461	6.261
7	104793.0	268	55.8	49.1	49.131	49.131	RUB-Minor	RCC Box	2	0	M.D. Road	1	9.00	5.00	1.00	0.70	0.6	0.2	17.090	0.710	51.131	47.131	4.00	3.00	55.131	47.131	49.841	-	8	12.594	1.527	6.327
8N	39,100.0	83A	91.0	84.7	84.680	84.680	RUB-Minor	RCC Box	2	0	Cart Track	1	4.00	3.7	0.45	0.45	0.6	0.2	23.010	2.190	86.68	82.68	4.00	3.00	88.83	82.68	85.02	-	6.15	19.616	1.465	6.265
8N	39,560.0	84A	92.8	84.2	86.456	86.456	RUB-Minor	RCC Box	2	0	Village Road	1	4.00	3.7	0.45	0.45	0.6	0.2	23.082	2.208	88.456	84.456	4.00	3.00	90.606	84.456	86.814	-	6.15	20.581	1.468	6.268
8N	39,950.0	84B	94.3	84.0	83.984	83.984	RUB-Minor	RCC Box	2	0	Village Road	1	4.00	3.7	0.55	0.55	0.6	0.2	41.654	6.101	85.984	81.984	4.00	3.00	88.234	81.984	88.335	-	6.25	21.818	2.134	6.934
8N	41,525.0	89A	93.0	83.0	82.975	82.975	RUB-Minor	RCC Box	2	0	Village Road	1	4.00	3.7	0.70	0.70	0.6	0.2	39.798	5.637	84.975	80.975	4.00	3.00	87.375	80.975	87.012	-	6.40	22.225	2.082	6.882

(i) F.L is based on the alignment drawing modified by NKC and should be reconfirmed in detailed design survey.
(ii) G.L is based on GAD prepared by CPM and should be reconfirmed in detailed design and survey.
(iii) Nos. of Track shall be confirmed from FLS & Station Yard Plan
(iv) Berm of 1.5 m width shall be provided on the slope of every 6 m height.
(v) Barrel Length may varry as per site condition.

Formation width of 13.5m to be read as 13.86m & respectiv
dimensons are to be corrected according by the Bidde

NK CONSORTIUM NJPL

Project Title :
Dedicated Freight Corridor Project
(Western Corridor Phase-1:
Rewari - Vadodara Section)

Client :
Dedicated Freight Corridor Corporation of India
(A GOVERNMENT OF INDIA UNDERTAKING)
5th Floor, Pragati Maidan Metro Station Building,
New Delhi-110001, INDIA

Drawing Title :
GENERAL ARRANGEMENT DRAWING
FOR RCC BOX TYPE RUB MAIN LINE 03

Drawing Number : NKC -CTS -RUB -AHM-00014 (SHEET 3 OF 4)
Scale : AS SHOWN
Reference : GAD PREPARED BY CPM AHMEDABAD

Drawn By : S. Salamuddin	Checked By : M. N. Ahmad	Approved By : H. Kawahara
Date : 30th , Sept , 2012	Date : 1st , Oct , 2012	Date : 3rd , Oct , 2012

Consultant :
NK Consortium
4th Floor, Pragati Maidan Metro Station Building,
New Delhi-110001, INDIA

V-4-2-558

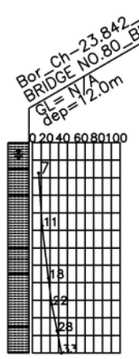

BORE HOLE PROFILE
BRIDGE NO. 80

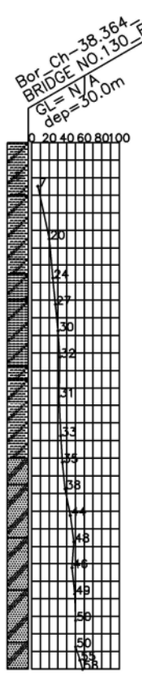

BORE HOLE PROFILE
BRIDGE NO. 131

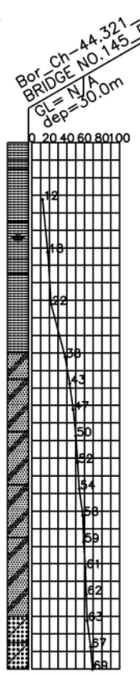

BORE HOLE PROFILE
BRIDGE NO. 149

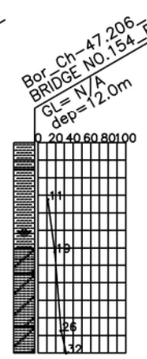

BORE HOLE PROFILE
BRIDGE NO. 153



BORE HOLE PROFILE
BRIDGE NO. 155



BORE HOLE PROFILE
BRIDGE NO. 159

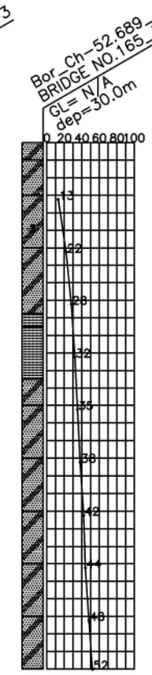

BORE HOLE PROFILE
BRIDGE NO. 164 & 165A

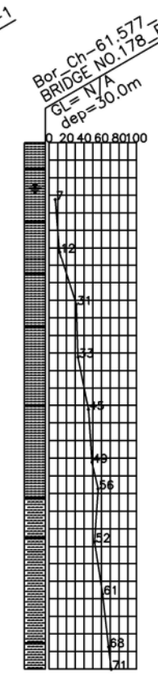

BORE HOLE PROFILE
BRIDGE NO. SA-01 & 01A

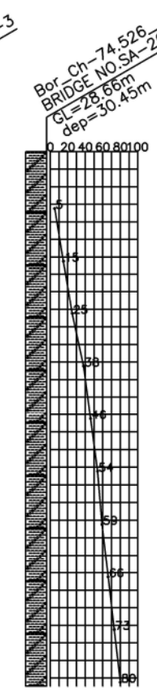

BORE HOLE PROFILE
BRIDGE NO. SA-27

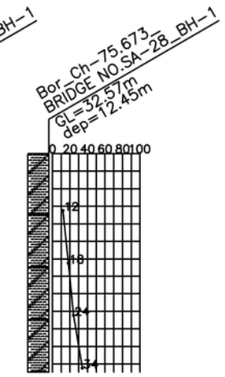

BORE HOLE PROFILE
BRIDGE NO. SA-28 & 29

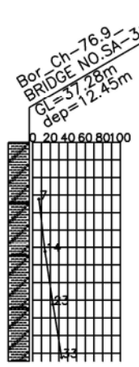

BORE HOLE PROFILE
BRIDGE NO. SA-31

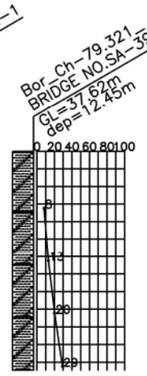

BORE HOLE PROFILE
BRIDGE NO. SA-45, SA-48, SA-48A (DN), SA-48A (UP), SA-52 (UP), SA-52 (DN), SA-53 (DN) & 238

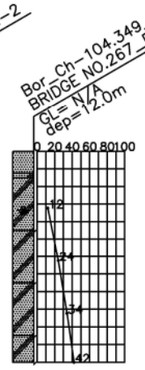

BORE HOLE PROFILE
BRIDGE NO. 268

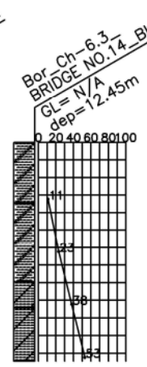

BORE HOLE PROFILE
BRIDGE NO. 15

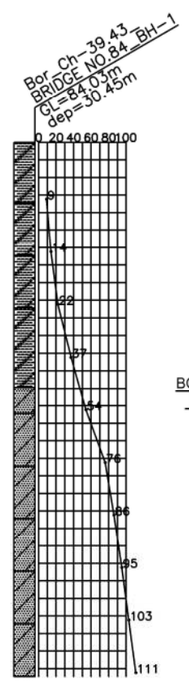

BORE HOLE PROFILE
BRIDGE NO. 83A, 84A & 84B

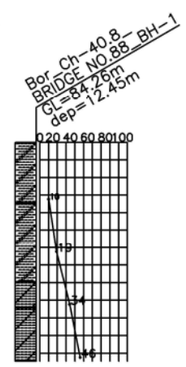

BORE HOLE PROFILE
BRIDGE NO. 87A & 89A

LEGEND:

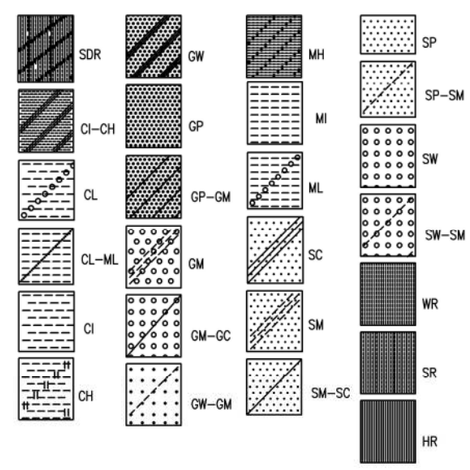

Formation width of 13.5m to be read as 13.86m & respectiv
dimensons are to be corrected according by the Bidde

Project Title :	Client :	Drawing Title :	Drawing Number :	Consultant :
Dedicated Freight Corridor Project (Western Corridor Phase-1: Rewari - Vadodara Section)	Dedicated Freight Corridor Corporation of India (A GOVERNMENT OF INDIA UNDERTAKING) 5th Floor, Pragati Maidan Metro Station Building, New Delhi-110001, INDIA	GENERAL ARRANGEMENT DRAWING FOR RCC BOX TYPE RUB MAIN LINE 03	NKC -CTS -RUB -AHM-00014 (SHEET 4 OF 5)	NK Consortium 4th Floor, Pragati Maidan Metro Station Building, New Delhi-110001, INDIA
			Scale : AS SHOWN	
			Reference : GAD PREPARED BY CPM AHMEDABAD	
			Drawn By : S. Salamuddin, Date : 30th, Sept, 2012	Checked By : M. N. Ahmad, Date : 1st, Oct, 2012
			Approved By : H. Kawahara, Date : 3rd, Oct, 2012	

V-4-2-559

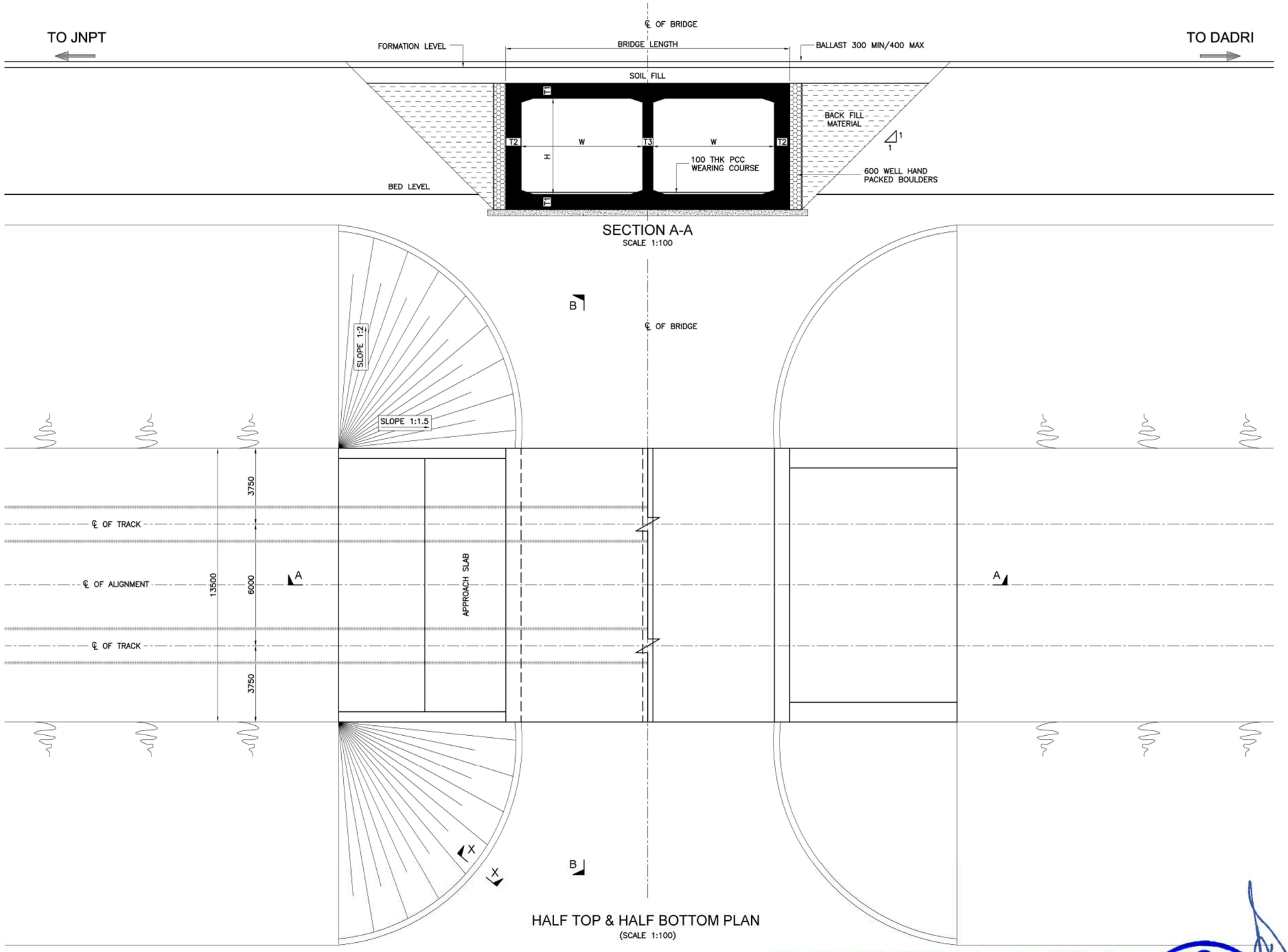

GENERAL NOTES:

1) ALL DIMENSIONS ARE IN MILLIMETERS AND LEVELS ARE IN METER UNLESS OTHERWISE SPECIFIED.
2) ALL DIMENSIONS ARE TO BE READ AND NOT MEASURED.
3) THIS GENERAL ARRANGEMENT DRAWING IS INDICATIVE AND IS MEANT ONLY FOR GUIDANCE FOR THE BIDDERS. ALL THE ENGINEERING DETAILS ARE TO BE DEVELOPED & DESIGNED BY THE CONTRACTOR AS PER THE EMPLOYER'S REQUIREMENTS, SPECIFICATIONS, AND SITE DIMENSIONS / CONDITIONS AND SHALL BE APPROVED BY ENGINEER/EMPLOYER.
4) ALL DIMENSIONS SHALL BE VERIFIED WITH RESPECT TO EXISTING IR BRIDGES ON THE PARRALEL ALIGNMENT AND RECONCILED BEFORE EXECUTION.
5) FORMATION LEVEL SHOWN IN GAD IS AS PER PROPOSED LONGITUDINAL SECTION OF THE ALIGNMENT AND MAY CHANGE DURING DEVELOPMENT OF DETAILED DESIGN STAGE.
6) LENGTH OF RETURN WALL / WING WALL / TOE WALL / PITCHING ETC. IS TO BE DECIDED AS PER THE SITE CONDITION.
7) DURING THE COURSE OF CONSTRUCTION, SAFETY & PROTECTION OF THE PROPOSED WORK AND SAFETY & PROTECTION OF THE RUNNING TRAIN ON THE EXISTING TRACK IS TO BE ENSURED BY THE CONTRACTOR
8) EXCAVATION / DISMANTLING OF ANY PORTION OF EXISTING BRIDGE OR ANY ELEMENT OF EXISTING PERMANENT WAY OR ANY WORK AFFECTING THE SAFETY OF THE EXISTING BRIDGE / PERMANENT WAY OR SAFETY OF THE RUNNING TRAINS WILL REQUIRE THE PRIOR WRITTEN APPROVAL OF THE ENGINEER/EMPLOYER.

FOUNDATION

1) SAFE BEARING CAPACITY OF SOIL SHALL BE DETERMINED BY SUITABLE METHOD BEFORE DESIGN OF STUCTURES.

GEO-TECHNICAL

1) FOR TENDER PURPOSE REFER TO GEOTECHNICAL INVESTIGATION REPORT IN DATA BOOK 2/2.
2) GEO-TECHNICAL BORE HOLE DATA REFERED IN GAD IS INDICATIVE ONLY.
3) DETAILED GEO-TECHNICAL INVESTIGATION SHALL BE CARRIED OUT DURING DETAILED DESIGN STAGE IF REQUIRED.

Formation width of 13.5m to be read as 13.86m & respectively dimensons are to be corrected according by the Bidder.

NK CONSORTIUM

DFCC NEW DELHI

Project Title :	Client :	Drawing Title :	Drawing Number :	Consultant :
Dedicated Freight Corridor Project (Western Corridor Phase-1: Rewari - Vadodara Section)	Dedicated Freight Corridor Corporation of India (A GOVERNMENT OF INDIA UNDERTAKING) 5th Floor, Pragati Maidan Metro Station Building, New Delhi-110001, INDIA	GENERAL ARRANGEMENT DRAWING FOR RCC BOX TYPE RUB 04 DOUBLE CELL	NKC -CTS -RUB-AHM -00015 (SHEET 1 OF 4)	NK Consortium 4th Floor, Pragati Maidan Metro Station Building, New Delhi-110001, INDIA
			Scale : AS SHOWN	
			Reference : GAD PREPARED BY CPM AHMEDABAD	
			Drawn By : S. Salamuddin, Date : 30th, Sept, 2012	Checked By : M. N. Ahmad, Date : 1st, Oct, 2012
			Approved By : H. Kawahara, Date : 3rd, Oct, 2012	

V-4-2-560

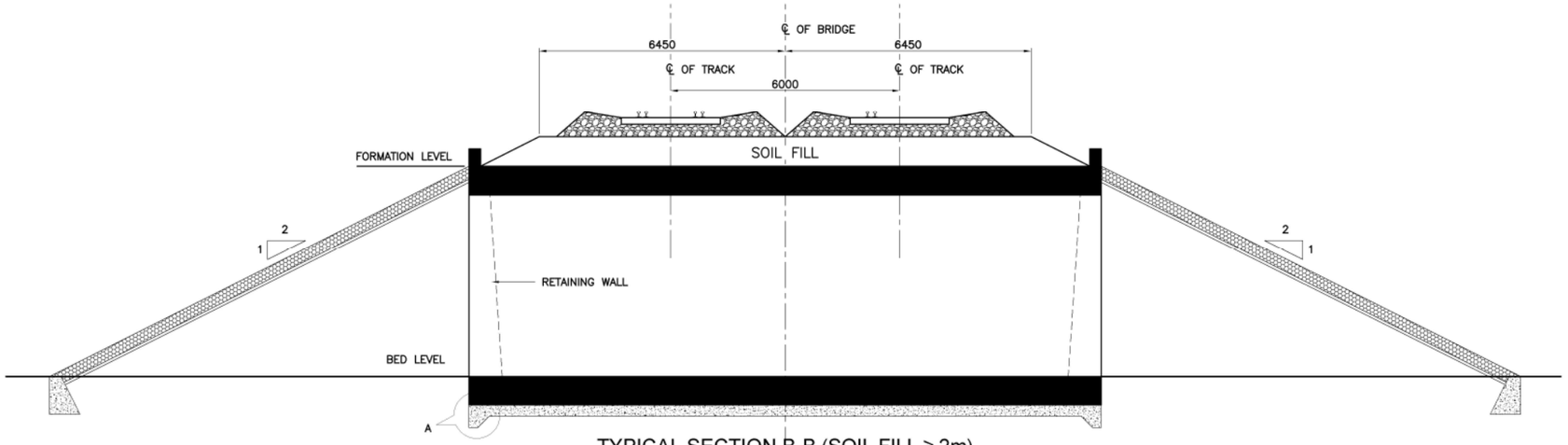

TYPICAL SECTION B-B (SOIL FILL ≥ 2m)
SCALE 1:75

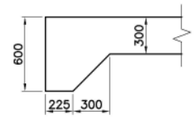

DETAIL - A (SHOWING REINFORCEMENT)
(SCALE 1:25)

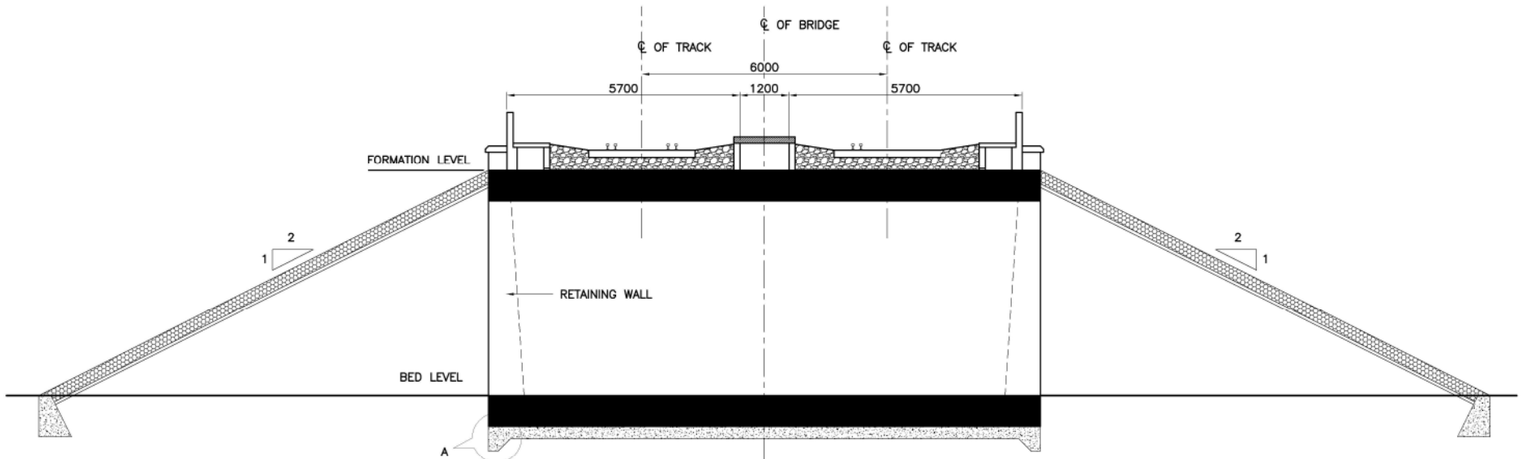

TYPICAL SECTION B-B (SOIL FILL ≤ 1m)
SCALE 1:75

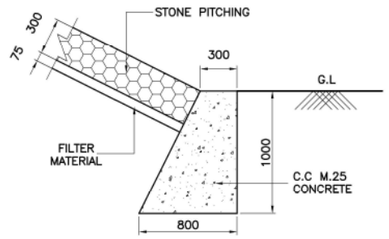

DETAIL X-X
(SCALE 1:25)

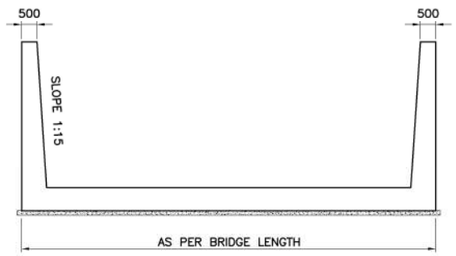

SECTION OF RETAINING WALL
(SCALE 1:50)

Formation width of 13.5m to be read as 13.86m & respectively
dimensons are to be corrected according by the Bidder

Project Title :	Client :	Drawing Title :	Drawing Number :	Consultant :
Dedicated Freight Corridor Project (Western Corridor Phase-1: Rewari - Vadodara Section)	Dedicated Freight Corridor Corporation of India (A GOVERNMENT OF INDIA UNDERTAKING) 5th Floor, Pragati Maidan Metro Station Building, New Delhi-110001, INDIA	GENERAL ARRANGEMENT DRAWING FOR RCC BOX TYPE RUB 04 DOUBLE CELL	NKC -CTS -RUB-AHM -00015 (SHEET 2 OF 4)	NK Consortium 4th Floor, Pragati Maidan Metro Station Building, New Delhi-110001, INDIA
			Scale : AS SHOWN	
			Reference : GAD PREPARED BY CPM AHMEDABAD	
			Drawn By : S. Salamuddin, Date : 30th, Sept, 2012	Checked By : M. N. Ahmad, Date : 1st, Oct, 2012
			Approved By : H. Kawahara, Date : 3rd, Oct, 2012	

V-4-2-561

Sect. No.	Structure Chainage	Proposed Bridge No.	FL (m)	BL (m)	RL (m)		Type of Structure	Structure configuration	No. of tracks Proposed for DFCC	Skew Angle	Type of Crossing	Box Configuration n	W(m)	H (m)	T1 (m)	T2 (m)	T3 (m)	A (m)	B (m)	Barrel Length-Z (m)	FILL(m)	Return Wall(U/S;D/S) TOP LVL (m)	FDN LVL (m)	Height (m)	Length (m)	BERM LVL (m)
8N	7,590.00	17	75.868	66.806	66.806	66.81	RUB-Minor	RCC Box	2	15	Road (B.T. Road)	2	4.5	5.1	0.55	0.55	0.6	0.6	0.2	28.298	3.512	72.356	64.806	7.550	8.325	69.868
8N	9,880.00	22	73.326	67.126	68.741	67.13	RUB-Minor	RCC Box	2	32	Road (B.T. Road)	2	6.1	5.5	0.80	0.80	0.80	0.6	0.2	13.500	0.000	73.326	65.126	8.200	9.300	67.326
8N	15,980.00	36	77.681	72.731	75.399	72.73	RUB-Minor	RCC Box	2	0	Road (B.T. Road)	2	4.5	4.6	0.45	0.45	0.45	0.6	0.2	13.500	0.000	77.681	70.731	6.950	7.425	-
8N	18,155.00	40	79.486	74.436	75.170	74.44	RUB-Minor	RCC Box	4	0	Road (B.T. Road)	2	4.5	4.6	0.55	0.55	0.55	0.6	0.2	25.500	0.000	79.486	72.436	7.050	7.575	-
8N	28,870.00	61A	89.178	85.128	83.414	85.13	RUB-Minor	RCC Box	2	0	village Road	2	4.5	3.6	0.55	0.55	0.55	0.6	0.2	13.500	0.000	89.178	83.128	6.050	6.075	-
8N	34,900.00	74A	90.84	85.890	84.59	85.89	RUB-Minor	RCC Box	2	0	Village Road	2	4.5	4.5	0.55	0.55	0.55	0.6	0.2	13.500	0.000	90.840	83.890	6.950	7.425	-
8N	38,580.00	81A	90.070	85.020	85.519	85.02	RUB-Minor	RCC Box	2	0	Road	2	4.5	4.6	0.55	0.55	0.55	0.6	0.2	13.500	0.000	90.070	83.020	7.050	7.575	-
8N	40,155.00	84C	95.135	85.308	85.308	85.31	RUB-Minor	RCC Box	2	0	M.D. Road	2	4.5	4.6	0.55	0.55	0.55	0.6	0.2	33.358	4.777	90.358	83.308	7.050	7.575	89.135
8N	45,460.00	101A	90.574	85.624	85.324	85.62	RUB-Minor	RCC Box	2	0	Village Road	2	4.5	4.5	0.55	0.55	0.55	0.6	0.2	13.500	0.000	90.574	83.624	6.950	7.425	-
8N	54,335.00	116	95.968	90.918	93.904	90.92	RUB-Minor	RCC Box	2	0	Road (B.T. Road)	2	4.5	4.6	0.55	0.5	0.5	0.6	0.2	13.500	0.000	95.968	88.918	7.050	7.575	-
8N	57,090.00	120	97.769	92.719	95.326	92.72	RUB-Minor	RCC Box	5	35	M.D. Road	2	4.5	4.6	0.55	0.5	0.5	0.6	0.2	31.500	0.000	97.769	90.719	7.050	7.575	-
8N	62,595.00	129	104.605	99.655	102.224	99.66	RUB-Minor	RCC Box	2	18	Cart Track	2	4.5	4.6	0.45	0.5	0.5	0.6	0.2	13.500	0.000	104.605	97.655	6.950	7.425	-
8N	65,270.00	132	107.323	101.773	106.016	101.77	RUB-Minor	RCC Box	2	25	State Highway	2	4.5	4.5	0.55	0.5	0.5	0.6	0.2	16.650	0.600	106.723	99.773	6.950	7.425	-
8N	70,520.00	142	115.175	110.025	114.184	110.03	RUB-Minor	RCC Box	2	0	Road	2	5.5	4.6	0.65	0.65	0.65	0.6	0.2	13.500	0.000	115.175	108.025	7.150	7.725	-
8N	70,860.00	143	115.719	110.669	115.207	110.67	RUB-Minor	RCC Box	2	0	Road (B.T. Road)	2	4.5	4.6	0.55	0.55	0.55	0.6	0.2	13.500	0.000	115.719	108.669	7.050	7.575	-
8N	70,880.00	144	115.751	105.307	105.307	105.31	RUB-Minor	RCC Box	2	0	Cart Track	4	3.5	3.0	0.55	0.55	0.55	0.6	0.2	45.226	6.994	108.757	103.307	5.450	5.175	109.751
8N	71,365.00	145A	116.527	111.477	116.099	111.48	RUB-Minor	RCC Box	2	0	Road (B.T. Road)	2	4.5	4.6	0.55	0.55	0.55	0.6	0.2	13.500	0.000	116.527	109.477	7.050	7.575	-
8N	72,170.00	145B	117.783	112.833	112.733	112.83	RUB-Minor	RCC Box	2	0	M.D. Road	2	4.5	4.6	0.45	0.45	0.45	0.6	0.2	13.500	0.000	117.783	110.833	6.950	7.425	-
8N	73,715.00	148A	120.597	116.447	116.853	116.45	RUB-Minor	RCC Box	2	0	village Road	2	4.5	3.7	0.55	0.55	0.55	0.6	0.2	13.500	0.000	120.597	114.447	6.150	6.225	-
8N	77,770.00	154B	127.087	121.800	124.927	121.80	RUB-Minor	RCC Box	2	0	Road (B.T. Road)	2	4.5	4.6	0.55	0.55	0.55	0.6	0.2	15.198	0.237	126.850	119.800	7.050	7.575	-
8N	84,065.00	167	133.025	127.975	131.864	127.98	RUB-Minor	RCC Box	2	0	Road (B.T. Road)	2	5.5	4.6	0.55	0.55	0.55	0.6	0.2	13.500	0.000	133.025	125.975	7.050	7.575	-
8N	90,020.00	175A	146.439	141.389	145.731	141.39	RUB-Minor	RCC Box	2	0	Road (B.T. Road)	2	4.5	4.6	0.55	0.55	0.55	0.6	0.2	13.500	0.000	146.439	139.389	7.050	7.575	-
8N	92,560.00	180A	155.455	150.405	154.581	150.41	RUB-Minor	RCC Box	2	0	Road (B.T. Road)	2	4.5	4.6	0.55	0.55	0.55	0.6	0.2	13.500	0.000	155.455	148.405	7.050	7.575	-
8N	104,410.00	200A	189.277	179.810	179.810	179.81	RUB-Minor	RCC Box	2	0	Road (B.T. Road)	2	4.5	4.6	0.55	0.55	0.55	0.6	0.2	31.918	4.417	184.860	177.810	7.050	7.575	183.277
8N	106,715.00	202A	200.430	195.480	196.868	195.48	RUB-Minor	RCC Box	2	0	Road (B.T. Road)	2	4.5	4.6	0.45	0.45	0.45	0.6	0.2	13.500	0.000	200.430	193.480	6.950	7.425	-
9 (Palanpur Connecting Line)	360	1A-PCL	187.059	182.109	181.859	182.11	RUB-Minor	RCC Box	2	0	Road	2	4.5	4.6	0.45	0.45	0.45	0.6	0.2	13.500	0.000	187.059	180.109	6.950	7.425	-

(i) F.L is based on the alignment drawing modified by NKC and should be reconfirmed in detailed design survey.
(ii) G.L is based on GAD prepared by CPM and should be reconfirmed in detailed design and survey.
(iii) Nos. of Track shall be confirmed from FLS & Station Yard Plan
(iv) Berm of 1.5 m width shall be provided on the slope of every 6 m height.
(v) Barrel Length may varry as per site condition.

Formation width of 13.5m to be read as 13.86m & respectiv
dimensons are to be corrected according by the Bidde

NK CONSORTIUM NJPC

Project Title :
Dedicated Freight Corridor Project
(Western Corridor Phase-1:
Rewari - Vadodara Section)

Client :
Dedicated Freight Corridor Corporation of India
(A GOVERNMENT OF INDIA UNDERTAKING)
5th Floor, Pragati Maidan Metro Station Building,
New Delhi-110001, INDIA

Drawing Title :
GENERAL ARRANGEMENT DRAWING
FOR RCC BOX TYPE RUB 04 DOUBLE CELL

Drawing Number : NKC -CTS -RUB-AHM -00015 (SHEET 3 OF 4)
Scale : AS SHOWN
Reference : GAD PREPARED BY CPM AHMEDABAD
Drawn By : S. Salamuddin Date : 30th, Sept, 2012
Checked By : M. N. Ahmad Date : 1st, Oct, 2012
Approved By : H. Kawahara Date : 3rd, Oct, 2012

Consultant :
NK Consortium
4th Floor, Pragati Maidan Metro Station Building,
New Delhi-110001, INDIA

V-4-2-562

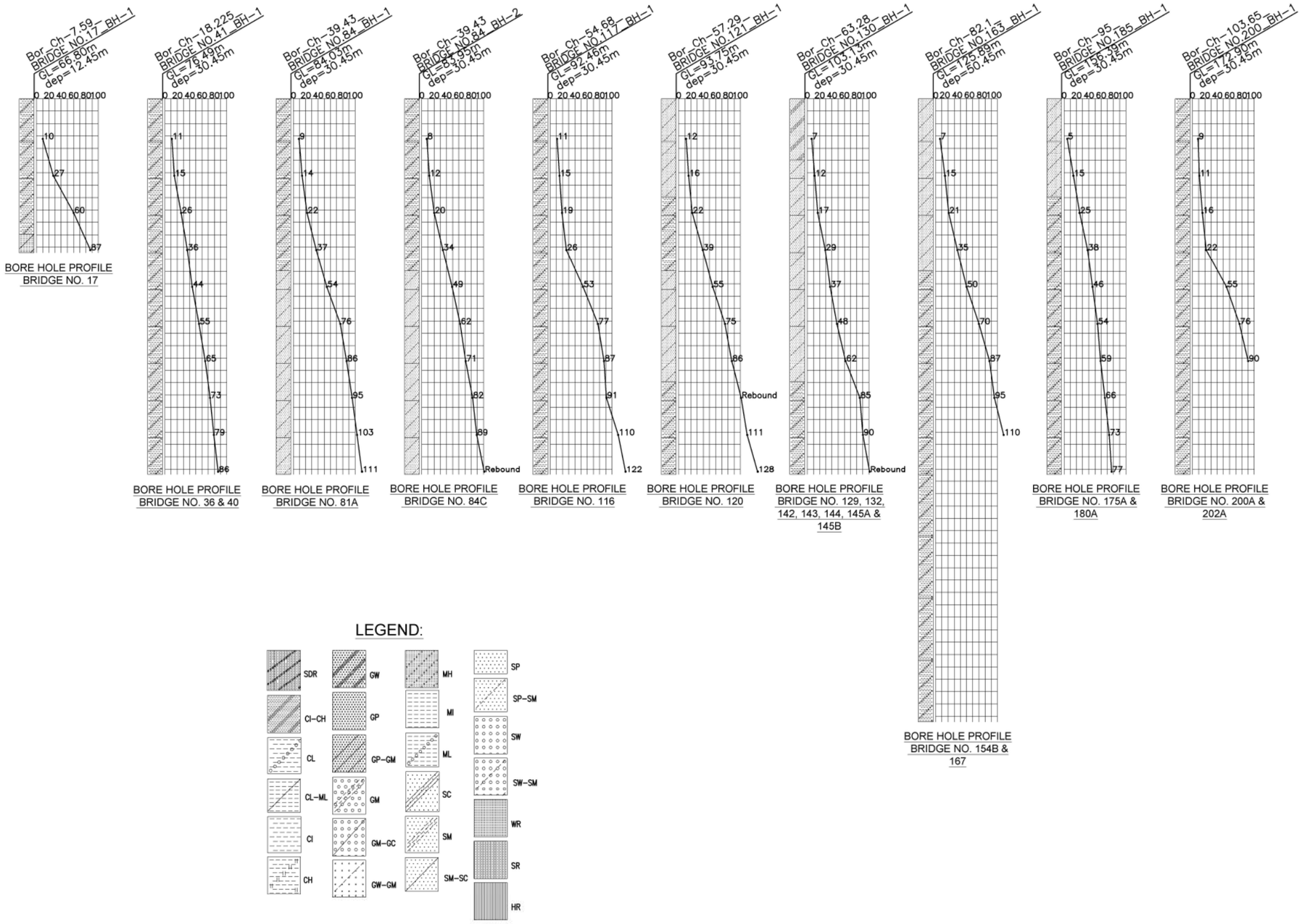

LEGEND:

Formation width of 13.5m to be read as 13.86m & respectiv
dimensons are to be corrected according by the Bidde

Project Title :	Client :	Drawing Title :	Drawing Number :	Consultant :
Dedicated Freight Corridor Project (Western Corridor Phase-1: Rewari - Vadodara Section)	Dedicated Freight Corridor Corporation of India (A GOVERNMENT OF INDIA UNDERTAKING) 5th Floor, Pragati Maidan Metro Station Building, New Delhi-110001, INDIA	GENERAL ARRANGEMENT DRAWING FOR RCC BOX TYPE RUB 04 DOUBLE CELL	NKC -CTS -RUB-AHM -00015 (SHEET 4 OF 4)	NK Consortium 4th Floor, Pragati Maidan Metro Station Building, New Delhi-110001, INDIA
			Scale : AS SHOWN	
			Reference : GAD PREPARED BY CPM AHMEDABAD	
			Drawn By : S. Salamuddin; Date : 30th, Sept, 2012	Checked By : M. N. Ahmad; Date : 1st, Oct, 2012	Approved By : H. Kawahara; Date : 3rd, Oct, 2012

V-4-2-563

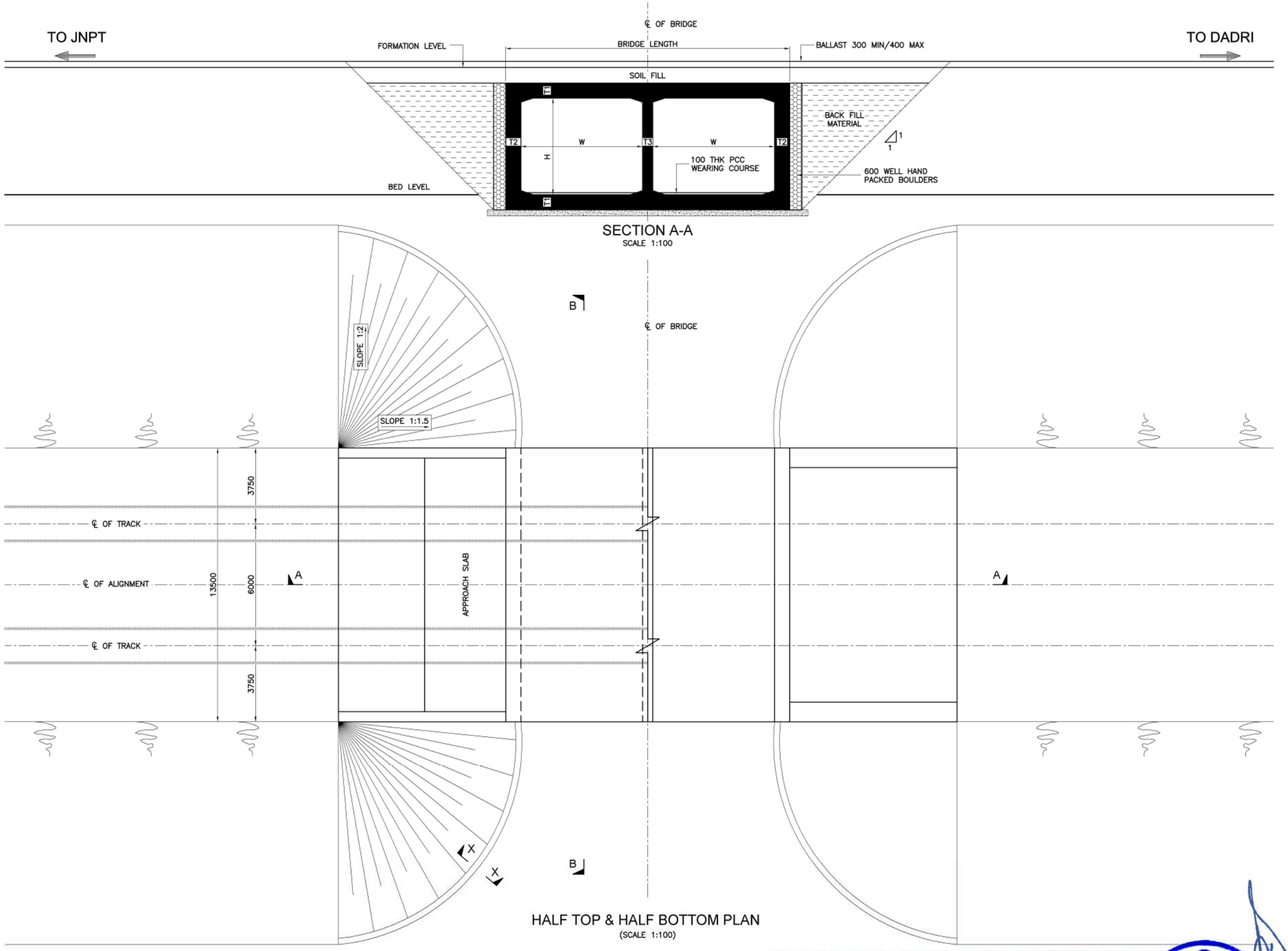

GENERAL NOTES:

1) ALL DIMENSIONS ARE IN MILLIMETERS AND LEVELS ARE IN METER UNLESS OTHERWISE SPECIFIED.
2) ALL DIMENSIONS ARE TO BE READ AND NOT MEASURED.
3) THIS GENERAL ARRANGEMENT DRAWING IS INDICATIVE AND IS MEANT ONLY FOR GUIDANCE FOR THE BIDDERS. ALL THE ENGINEERING DETAILS ARE TO BE DEVELOPED & DESIGNED BY THE CONTRACTOR AS PER THE EMPLOYER'S REQUIREMENTS, SPECIFICATIONS, AND SITE DIMENSIONS / CONDITIONS AND SHALL BE APPROVED BY ENGINEER/EMPLOYER.
4) ALL DIMENSIONS SHALL BE VERIFIED WITH RESPECT TO EXISTING IR BRIDGES ON THE PARRALEL ALIGNMENT AND RECONCILED BEFORE EXECUTION.
5) FORMATION LEVEL SHOWN IN GAD IS AS PER PROPOSED LONGITUDINAL SECTION OF THE ALIGNMENT AND MAY CHANGE DURING DEVELOPMENT OF DETAILED DESIGN STAGE.
6) LENGTH OF RETURN WALL / WING WALL / TOE WALL / PITCHING ETC. IS TO BE DECIDED AS PER THE SITE CONDITION.
7) DURING THE COURSE OF CONSTRUCTION, SAFETY & PROTECTION OF THE PROPOSED WORK AND SAFETY & PROTECTION OF THE RUNNING TRAIN ON THE EXISTING TRACK IS TO BE ENSURED BY THE CONTRACTOR
8) EXCAVATION / DISMANTLING OF ANY PORTION OF EXISTING BRIDGE OR ANY ELEMENT OF EXISTING PERMANENT WAY OR ANY WORK AFFECTING THE SAFETY OF THE EXISTING BRIDGE / PERMANENT WAY OR SAFETY OF THE RUNNING TRAINS WILL REQUIRE THE PRIOR WRITTEN APPROVAL OF THE ENGINEER/EMPLOYER.

FOUNDATION

1) SAFE BEARING CAPACITY OF SOIL SHALL BE DETERMINED BY SUITABLE METHOD BEFORE DESIGN OF STUCTURES.

GEO-TECHNICAL

1) FOR TENDER PURPOSE REFER TO GEOTECHNICAL & HYDROLOGICAL INVESTIGATION REPORT IN DATA BOOK 2/2.
2) GEO-TECHNICAL BORE HOLE DATA REFERED IN GAD IS INDICATIVE ONLY.
3) DETAILED GEO-TECHNICAL INVESTIGATION SHALL BE CARRIED OUT DURING DETAILED DESIGN STAGE IF REQUIRED.

Formation width of 13.5m to be read as 13.86m & respectively
dimensons are to be corrected according by the Bidder

Project Title :	Client :	Drawing Title :	Drawing Number :	Consultant :
Dedicated Freight Corridor Project (Western Corridor Phase-1: Rewari - Vadodara Section)	Dedicated Freight Corridor Corporation of India (A GOVERNMENT OF INDIA UNDERTAKING) 5th Floor, Pragati Maidan Metro Station Building, New Delhi-110001, INDIA	GENERAL ARRANGEMENT DRAWING FOR RCC BOX TYPE MAJOR BRIDGE	NKC -CTS -RUB-AHM -00016 (SHEET 1 OF 3)	NK Consortium 4th Floor, Pragati Maidan Metro Station Building, New Delhi-110001, INDIA
			Scale : AS SHOWN	
			Reference : GAD PREPARED BY CPM AHMEDABAD	
			Drawn By : S. Salamuddin, Date : 30th, Sept, 2012	Checked By : M. N. Ahmad, Date : 1st, Oct, 2012
			Approved By : H. Kawahara, Date : 3rd, Oct, 2012	

V-4-2-564

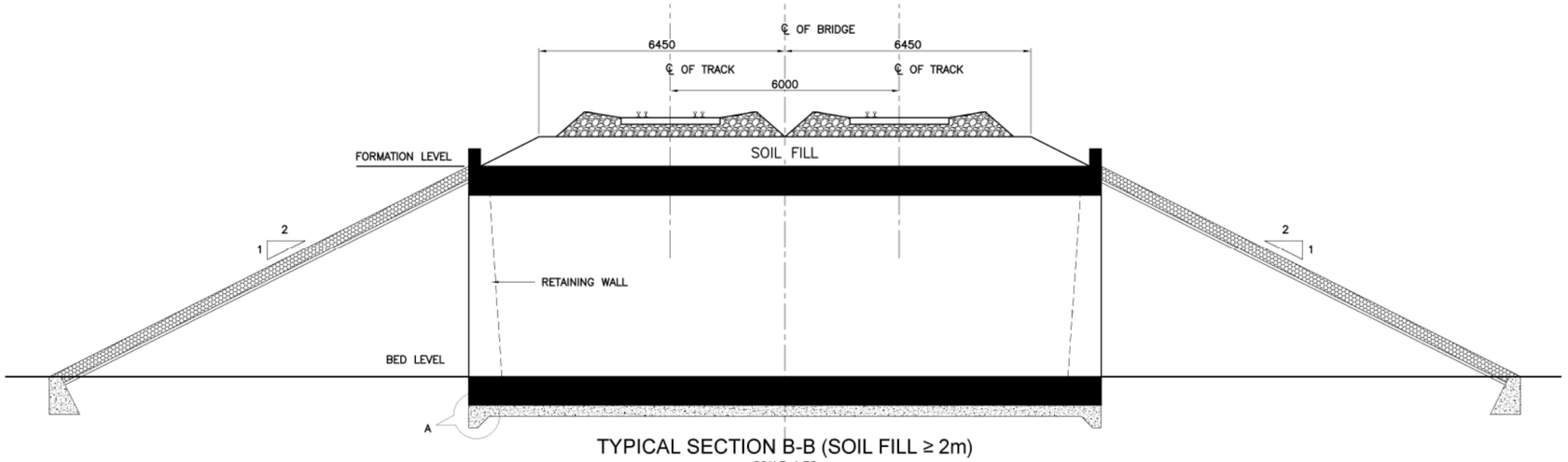

TYPICAL SECTION B-B (SOIL FILL ≥ 2m)
SCALE 1:75

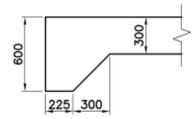

DETAIL - A (SHOWING REINFORCEMENT)
(SCALE 1:25)

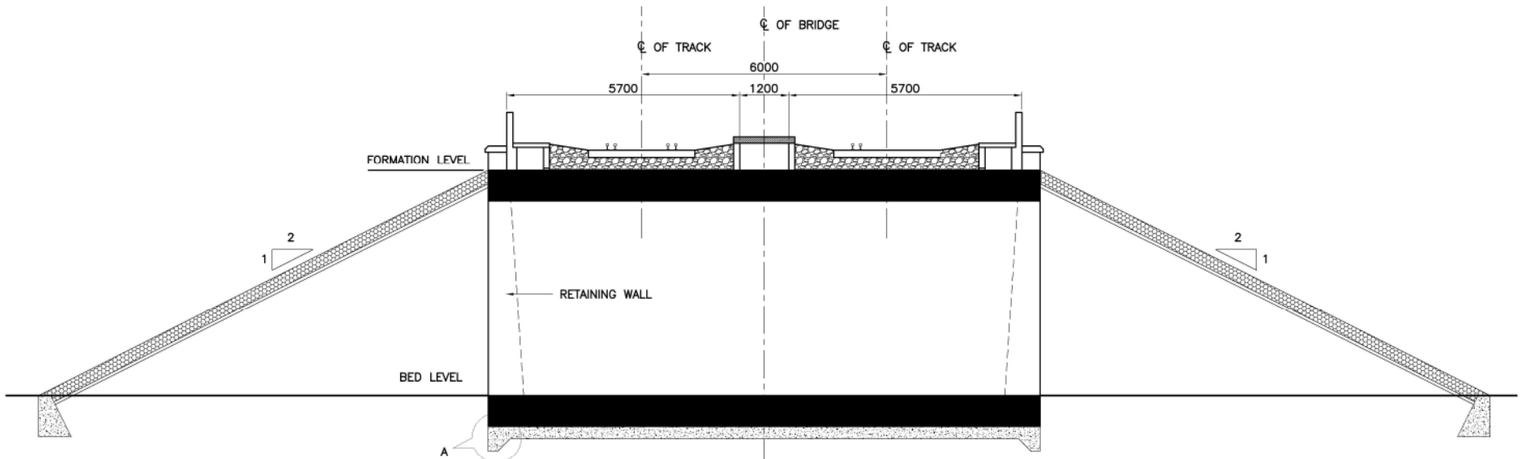

TYPICAL SECTION B-B (SOIL FILL ≤ 1m)
SCALE 1:75

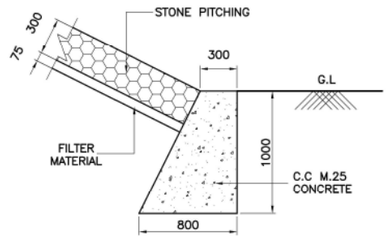

DETAIL X-X
(SCALE 1:25)

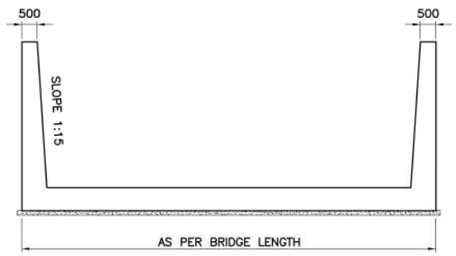

SECTION OF RETAINING WALL
(SCALE 1:50)

Formation width of 13.5m to be read as 13.86m & respectiv
dimensons are to be corrected according by the Bidde

Project Title :	Client :	Drawing Title :	Drawing Number :	Consultant :
Dedicated Freight Corridor Project (Western Corridor Phase-1: Rewari - Vadodara Section)	Dedicated Freight Corridor Corporation of India (A GOVERNMENT OF INDIA UNDERTAKING) 5th Floor, Pragati Maidan Metro Station Building, New Delhi-110001, INDIA	GENERAL ARRANGEMENT DRAWING FOR RCC BOX TYPE MAJOR BRIDGE	NKC -CTS -RUB-AHM -00016 (SHEET 2 OF 3)	NK Consortium 4th Floor, Pragati Maidan Metro Station Building, New Delhi-110001, INDIA
			Scale : AS SHOWN	
			Reference : GAD PREPARED BY CPM AHMEDABAD	
			Drawn By : S. Salamuddin; Date : 30th, Sept, 2012	Checked By : M. N. Ahmad; Date : 1st, Oct, 2012	Approved By : H. Kawahara; Date : 3rd, Oct, 2012

V-4-2-565

Sect. No.	Structure Chainage		Proposed Bridge No.		FL (m)	BL (m)	GL (m)	HFL(m)	Type of Structure	Structure configuration	No. of tracks	Skew Angle	Type of Crossing	DEP	Box Configuration										Return Wall(U/S;D/S)				BERM LVL (m)
	IR	DFC	IR	DFC							Proposed for				n	W(m)	H (m)	T1 (m)	T2 (m)	T3 (m)	A (m)	B (m)	Barrel Length-Z (m)	FILL(m)	TOP LVL (m)	FDN LVL (m)	Height (m)	Length (m)	
6	-	47206.0	-	154	28.133	21.590	21.590	22.498	Major Bridge	RCC Box	2	0	Drain	2.74	3	6.10	3.00	0.90	0.70	0.70	0.60	0.20	25.222	2.743	25.390	19.590	5.800	5.700	22.133
6	-	81135.0	-	SA-44	47.620	38.863	38.863	40.808	Major Bridge	RCC Box	5	45	Canal + Cart Track	2.86	2	9.15	5.00	1.00	0.70	0.70	0.60	0.20	43.678	2.857	44.763	36.863	7.900	8.850	41.620
8N	748.086	16,920.0	1022	38	78.461	73.544	73.544	74.764	Major Bridge	RCC Box	4	16	Nalla	1.12	3	6.10	3.00	0.90	0.70	0.70	0.60	0.20	30.718	1.117	77.344	71.544	5.800	5.700	-
8N	746.794	18,225.0	1020	41	79.580	75.780	76.180	76.363	Major Bridge	RCC Box	2	0	Drain	Dep	3	6.10	3.00	0.90	0.70	0.70	0.60	0.20	13.500	0.000	79.580	73.780	5.800	5.700	-
8N		22,900.0		51	83.017	78.106	77.800	80.614	Major Bridge	RCC Box	2	0	Drain	0.96	7	3.10	3.50	0.55	0.55	0.55	0.60	0.20	18.094	0.961	82.056	76.106	5.950	5.925	-
8N		69,380.0		141	113.921	110.121	109.686	112.047	Major Bridge	RCC Box	2	0	Drain	Dep	5	6.10	3.00	0.90	0.70	0.70	0.60	0.20	13.500	0.000	113.921	108.121	5.800	5.700	-
					113.921	108.971	109.686	112.047							1	3.15	4.50	0.55	0.55	0.55	0.60	0.20	1.500	0.000	113.921	106.971	6.950	7.425	-
8N	650/9-10	114,645.0	868	218	217.587	209.068	209.068	211.056	Major Bridge	RCC Box	2	0	Nalla	4.72	3	6.10	3.00	0.90	0.70	0.70	0.60	0.20	33.126	4.719	212.868	207.068	5.800	5.700	211.587

(i) F.L is based on the alignment drawing modified by NKC and should be reconfirmed in detailed design survey.
(ii) G.L is based on GAD prepared by CPM and should be reconfirmed in detailed design and survey.
(iii) Nos. of Track shall be confirmed from FLS & Station Yard Plan
(iv) Berm of 1.5 m width shall be provided on the slope of every 6 m height.
(v) Barrel Length may varry as per site condition.

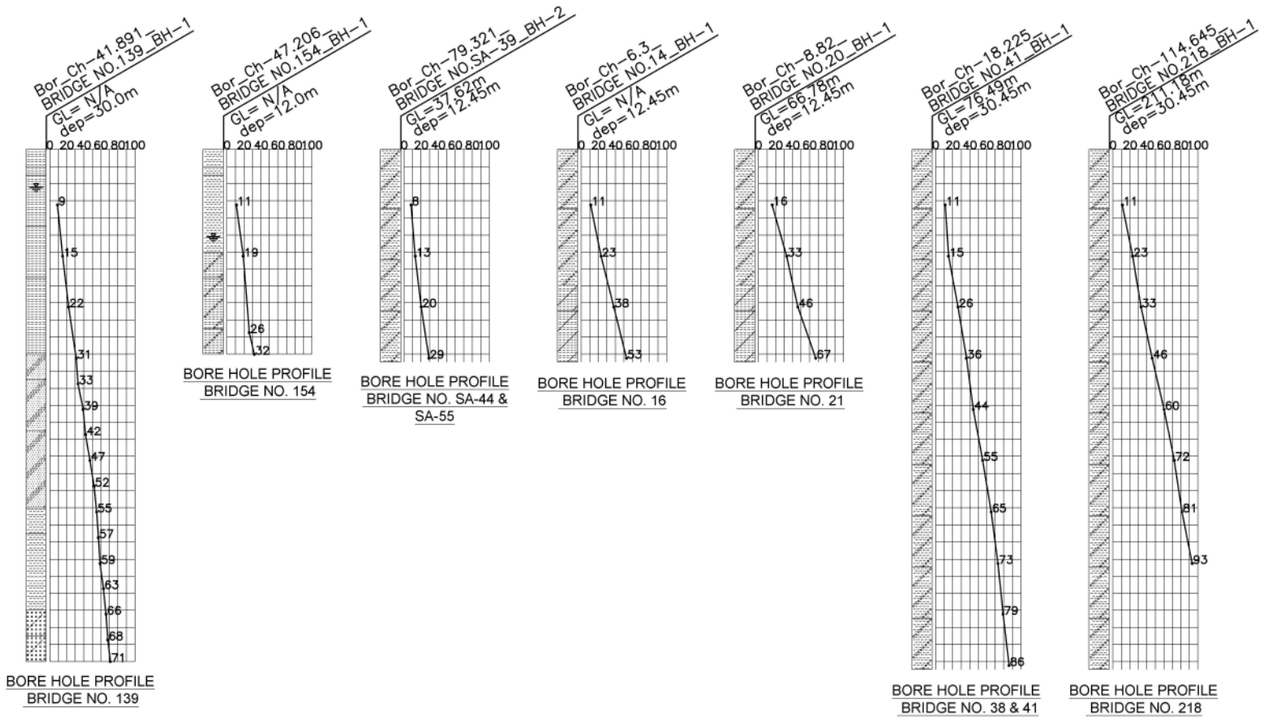

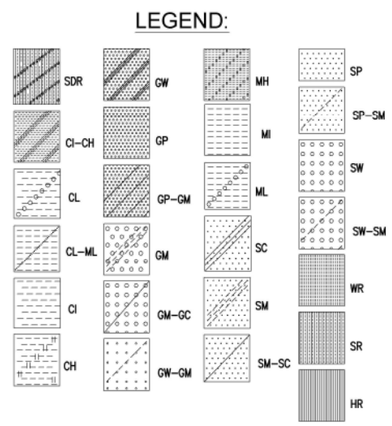

Formation width of 13.5m to be read as 13.86m & respectively
dimensons are to be corrected according by the Bidder

Project Title :	Client :	Drawing Title :	Drawing Number :	Consultant :
Dedicated Freight Corridor Project (Western Corridor Phase-1: Rewari - Vadodara Section)	Dedicated Freight Corridor Corporation of India (A GOVERNMENT OF INDIA UNDERTAKING) 5th Floor, Pragati Maidan Metro Station Building, New Delhi-110001, INDIA	GENERAL ARRANGEMENT DRAWING FOR RCC BOX TYPE MAJOR BRIDGE	NKC -CTS -RUB-AHM -00016(SHEET 3 OF 3)	NK Consortium 4th Floor, Pragati Maidan Metro Station Building, New Delhi-110001, INDIA
			Scale : AS SHOWN	
			Reference : GAD PREPARED BY CPM AHMEDABAD	
			Drawn By : S. Salamuddin, Date : 30th, Sept, 2012	Checked By : M. N. Ahmad, Date : 1st, Oct, 2012
			Approved By : H. Kawahara, Date : 3rd, Oct, 2012	

V-4-2-566

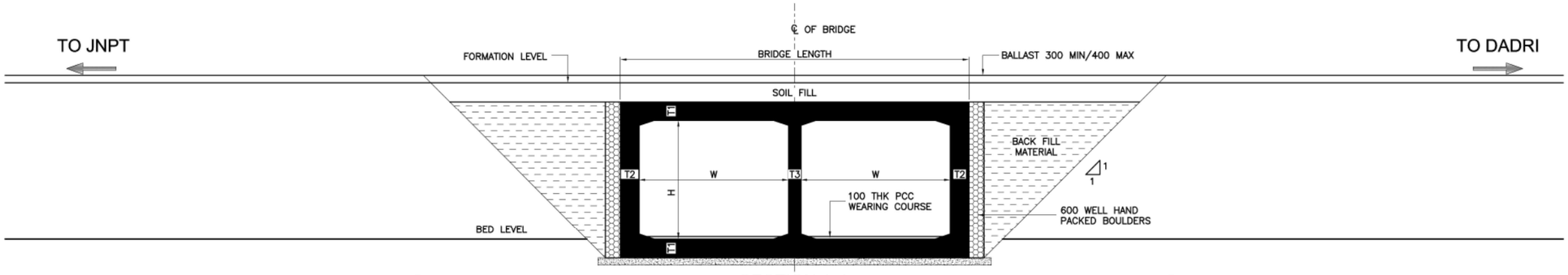

SECTION A-A
SCALE 1:100

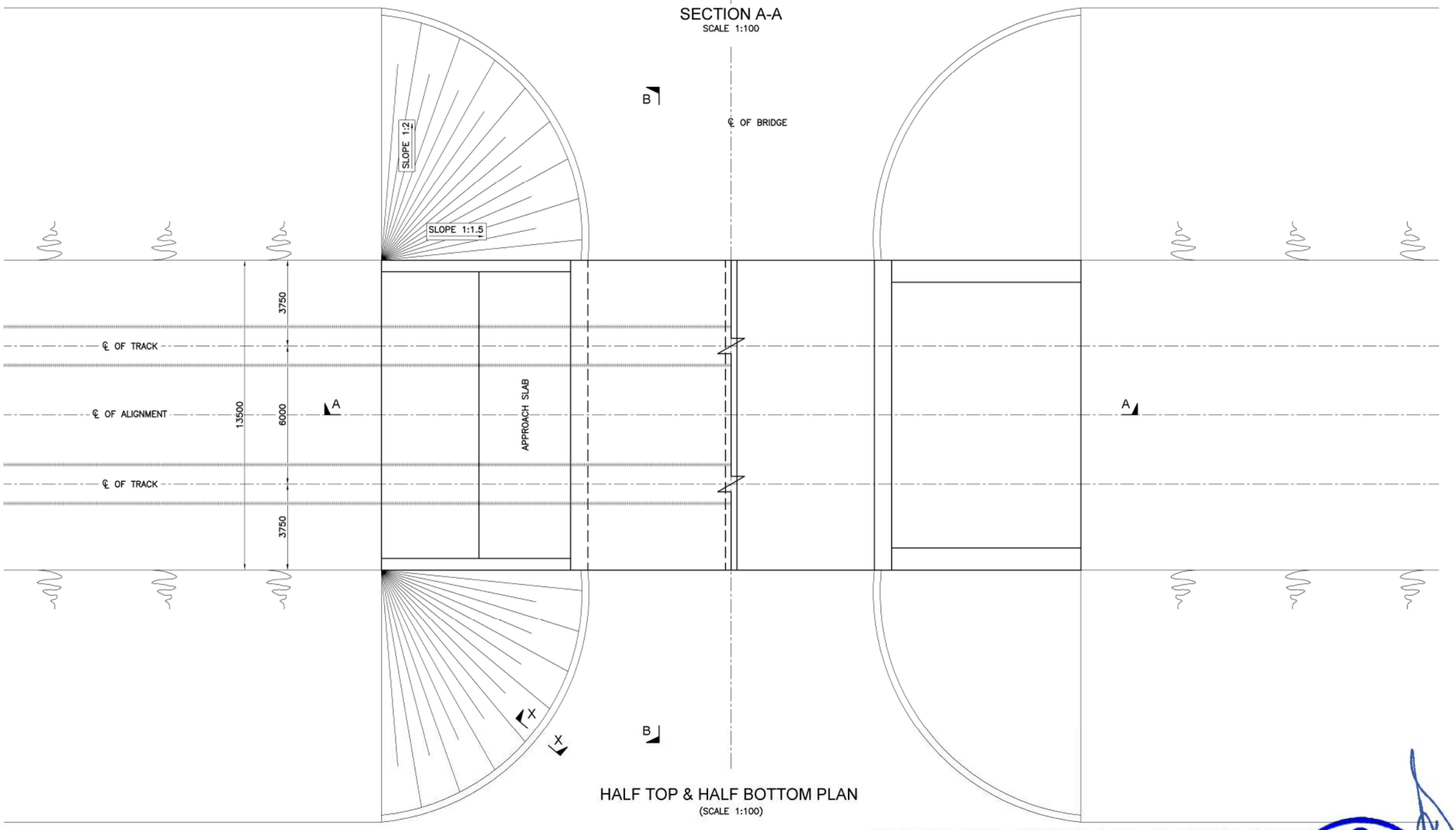

HALF TOP & HALF BOTTOM PLAN
(SCALE 1:100)

GENERAL NOTES:

1) ALL DIMENSIONS ARE IN MILLIMETERS AND LEVELS ARE IN METER UNLESS OTHERWISE SPECIFIED.
2) ALL DIMENSIONS ARE TO BE READ AND NOT MEASURED.
3) THIS GENERAL ARRANGEMENT DRAWING IS INDICATIVE AND IS MEANT ONLY FOR GUIDANCE FOR THE BIDDERS. ALL THE ENGINEERING DETAILS ARE TO BE DEVELOPED & DESIGNED BY THE CONTRACTOR AS PER THE EMPLOYER'S REQUIREMENTS, SPECIFICATIONS, AND SITE DIMENSIONS / CONDITIONS AND SHALL BE APPROVED BY ENGINEER/EMPLOYER.
4) ALL DIMENSIONS SHALL BE VERIFIED WITH RESPECT TO EXISTING IR BRIDGES ON THE PARRALEL ALIGNMENT AND RECONCILED BEFORE EXECUTION.
5) FORMATION LEVEL SHOWN IN GAD IS AS PER PROPOSED LONGITUDINAL SECTION OF THE ALIGNMENT AND MAY CHANGE DURING DEVELOPMENT OF DETAILED DESIGN STAGE.
6) LENGTH OF RETURN WALL / WING WALL / TOE WALL / PITCHING ETC. IS TO BE DECIDED AS PER THE SITE CONDITION.
7) DURING THE COURSE OF CONSTRUCTION, SAFETY & PROTECTION OF THE PROPOSED WORK AND SAFETY & PROTECTION OF THE RUNNING TRAIN ON THE EXISTING TRACK IS TO BE ENSURED BY THE CONTRACTOR
8) EXCAVATION / DISMANTLING OF ANY PORTION OF EXISTING BRIDGE OR ANY ELEMENT OF EXISTING PERMANENT WAY OR ANY WORK AFFECTING THE SAFETY OF THE EXISTING BRIDGE / PERMANENT WAY OR SAFETY OF THE RUNNING TRAINS WILL REQUIRE THE PRIOR WRITTEN APPROVAL OF THE ENGINEER/EMPLOYER.

FOUNDATION

1) SAFE BEARING CAPACITY OF SOIL SHALL BE DETERMINED BY SUITABLE METHOD BEFORE DESIGN OF STUCTURES.

GEO-TECHNICAL

1) FOR TENDER PURPOSE REFER TO GEOTECHNICAL INVESTIGATION REPORT IN DATA BOOK 2/2.
2) GEO-TECHNICAL BORE HOLE DATA REFERED IN GAD IS INDICATIVE ONLY.
3) DETAILED GEO-TECHNICAL INVESTIGATION SHALL BE CARRIED OUT DURING DETAILED DESIGN STAGE IF REQUIRED.

Formation width of 13.5m to be read as 13.86m & respectively
dimensons are to be corrected according by the Bidder

Project Title :	Client :	Drawing Title :	Drawing Number :	Consultant :
Dedicated Freight Corridor Project (Western Corridor Phase-1: Rewari - Vadodara Section)	Dedicated Freight Corridor Corporation of India (A GOVERNMENT OF INDIA UNDERTAKING) 5th Floor, Pragati Maidan Metro Station Building, New Delhi-110001, INDIA	GENERAL ARRANGEMENT DRAWING FOR RCC BOX TYPE RUB MAJOR	NKC -CTS -RUB-AHM -00017 (SHEET 1 OF 3)	NK Consortium 4th Floor, Pragati Maidan Metro Station Building, New Delhi-110001, INDIA
			Scale : AS SHOWN	
			Reference : GAD PREPARED BY CPM AHMEDABAD	
			Drawn By : S. Salamuddin, Date : 30th, Sept, 2012	Checked By : M. N. Ahmad, Date : 1st, Oct, 2012
			Approved By : H. Kawahara, Date : 3rd, Oct, 2012	

V-4-2-567

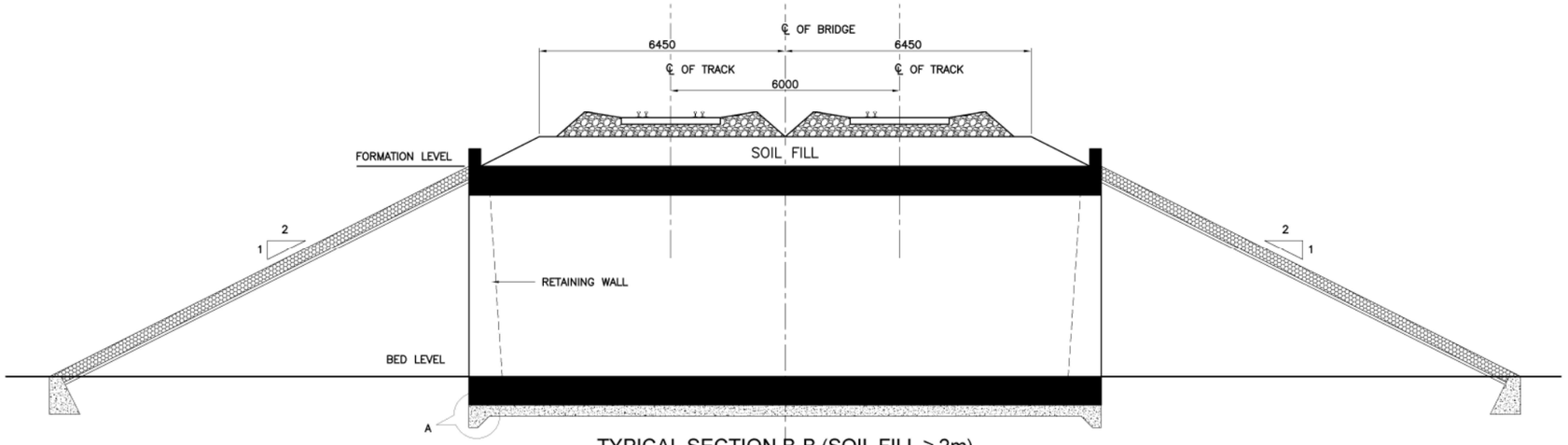

TYPICAL SECTION B-B (SOIL FILL ≥ 2m)
SCALE 1:75

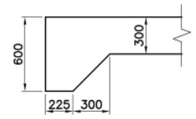

DETAIL - A (SHOWING REINFORCEMENT)
(SCALE 1:25)

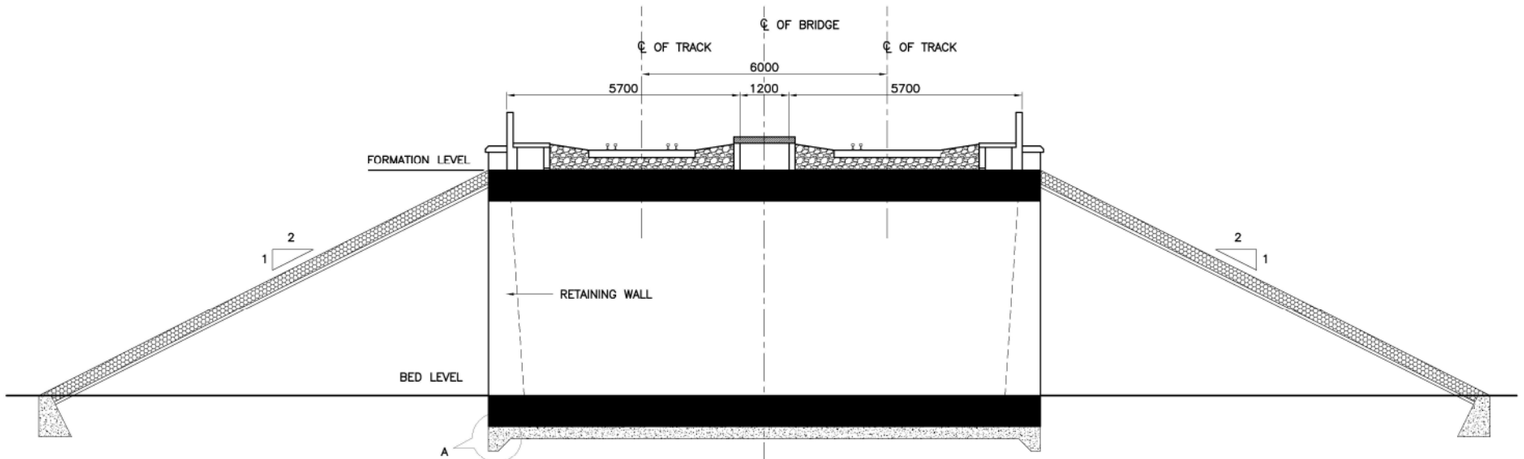

TYPICAL SECTION B-B (SOIL FILL ≤ 1m)
SCALE 1:75

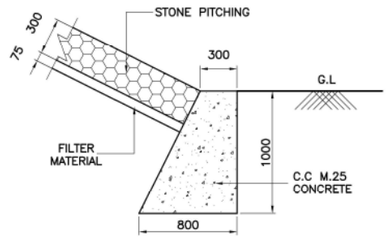

DETAIL X-X
(SCALE 1:25)

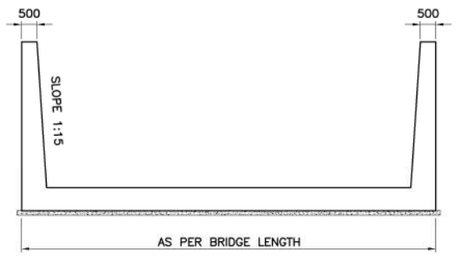

SECTION OF RETAINING WALL
(SCALE 1:50)

Formation width of 13.5m to be read as 13.86m & respectively
dimensons are to be corrected according by the Bidder

Project Title :	Client :	Drawing Title :	Drawing Number :	Consultant :
Dedicated Freight Corridor Project (Western Corridor Phase-1: Rewari - Vadodara Section)	Dedicated Freight Corridor Corporation of India (A GOVERNMENT OF INDIA UNDERTAKING) 5th Floor, Pragati Maidan Metro Station Building, New Delhi-110001, INDIA	GENERAL ARRANGEMENT DRAWING FOR RCC BOX TYPE RUB MAJOR	NKC -CTS -RUB-AHM -00017 (SHEET 2 OF 3)	NK Consortium 4th Floor, Pragati Maidan Metro Station Building, New Delhi-110001, INDIA
			Scale : AS SHOWN	
			Reference : GAD PREPARED BY CPM AHMEDABAD	
			Drawn By : S. Salamuddin, Date : 30th, Sept, 2012	Checked By : M. N. Ahmad, Date : 1st, Oct, 2012
			Approved By : H. Kawahara, Date : 3rd, Oct, 2012	

V-4-2-568

Sect. No.	Structure Chainage		Proposed Bridge No.		FL (m)	BL (m)	RL (m)	Type of Structure	Structure configuration	No. of tracks	Skew Angle	Type of Crossing	Box Configuration										Return Wall(U/S;D/S)				BERM LVL (m)
	IR	DFC	IR	DFC						Proposed for DFCC			n	W(m)	H (m)	T1 (m)	T2 (m)	T3 (m)	A (m)	B (m)	Barrel Length-Z (m)	FILL(m)	TOP LVL (m)	FDN LVL (m)	Height (m)	Length (m)	
8N	716/8-9	48720.0	962	107	92.604	86.204	91.725	Major RUB	RCC Box	2	0	Canal	2	9.00	5.50	1.00	0.80	0.80	0.60	0.20	13.500	0.000	92.604	84.204	8.400	9.600	86.604

(i) F.L is based on the alignment drawing modified by NKC and should be reconfirmed in detailed design survey.
(ii) G.L is based on GAD prepared by CPM and should be reconfirmed in detailed design and survey.
(iii) Nos. of Track shall be confirmed from FLS & Station Yard Plan
(iv) Berm of 1.5 m width shall be provided on the slope of every 6 m height.
(v) Barrel Length may varry as per site condition.

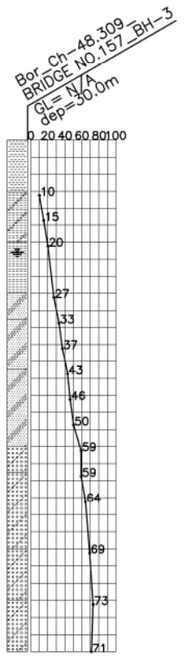

BORE HOLE PROFILE
BRIDGE NO. 107

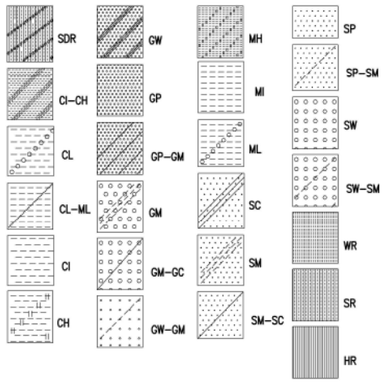

Formation width of 13.5m to be read as 13.86m & respectively
dimensons are to be corrected according by the Bidder

Project Title :	Client :	Drawing Title :	Drawing Number :	Consultant :
Dedicated Freight Corridor Project (Western Corridor Phase-1: Rewari - Vadodara Section)	Dedicated Freight Corridor Corporation of India (A GOVERNMENT OF INDIA UNDERTAKING) 5th Floor, Pragati Maidan Metro Station Building, New Delhi-110001, INDIA	GENERAL ARRANGEMENT DRAWING FOR RCC BOX TYPE RUB MAJOR	NKC -CTS -RUB-AHM -00017 (SHEET 3 OF 3)	NK Consortium 4th Floor, Pragati Maidan Metro Station Building, New Delhi-110001, INDIA
			Scale : AS SHOWN	
			Reference : GAD PREPARED BY CPM AHMEDABAD	
			Drawn By : S. Salamuddin Date : 30th, Sept, 2012	Checked By : M. N. Ahmad Date : 1st, Oct, 2012
			Approved By : H. Kawahara Date : 3rd, Oct, 2012	

V-4-2-569

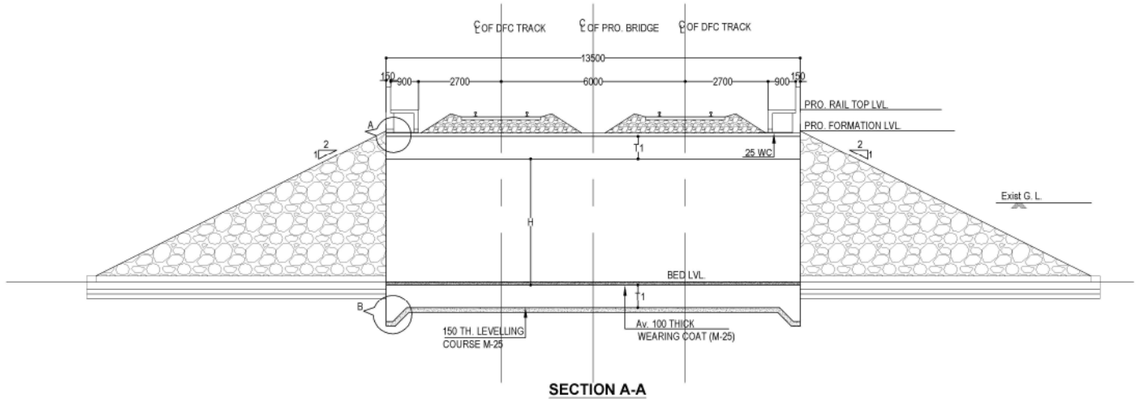

SECTION A-A
SCALE 1:100

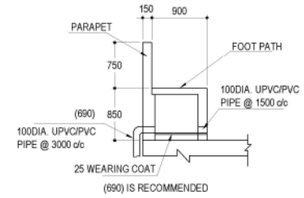

DETAIL AT A
(SCALE 1:50)

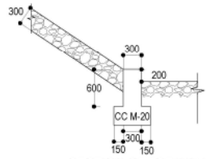

SECTION OF TOE WALL
SCALE 1:50

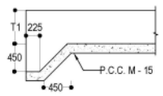

DETAILS AT B
SCALE 1:50

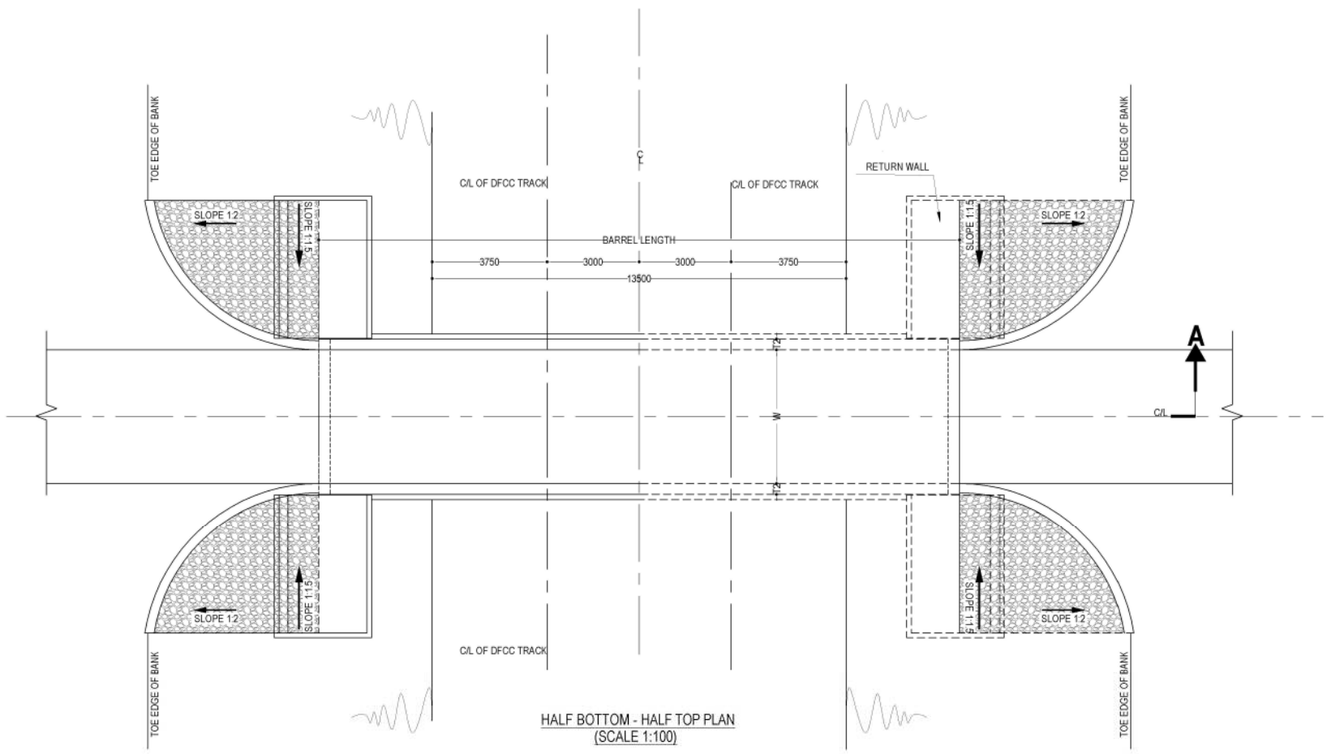

HALF BOTTOM - HALF TOP PLAN
(SCALE 1:100)

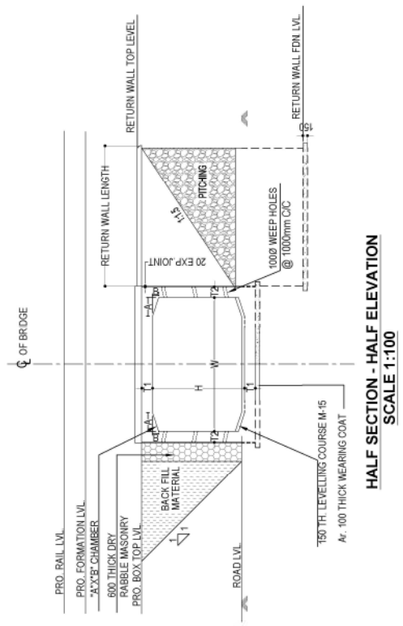

HALF SECTION - HALF ELEVATION
SCALE 1:100

GENERAL NOTES:

1) ALL DIMENSIONS ARE IN MILLIMETERS AND LEVELS ARE IN METER UNLESS OTHERWISE SPECIFIED.
2) ALL DIMENSIONS ARE TO BE READ AND NOT MEASURED.
3) THIS GENERAL ARRANGEMENT DRAWING IS INDICATIVE AND IS MEANT ONLY FOR GUIDANCE FOR THE BIDDERS. ALL THE ENGINEERING DETAILS ARE TO BE DEVELOPED & DESIGNED BY THE CONTRACTOR AS PER THE EMPLOYER'S REQUIREMENTS, SPECIFICATIONS, AND SITE DIMENSIONS / CONDITIONS AND SHALL BE APPROVED BY ENGINEER/EMPLOYER.
4) ALL DIMENSIONS SHALL BE VERIFIED WITH RESPECT TO EXISTING IR BRIDGES ON THE PARRALEL ALIGNMENT AND RECONCILED BEFORE EXECUTION.
5) FORMATION LEVEL SHOWN IN GAD IS AS PER PROPOSED LONGITUDINAL SECTION OF THE ALIGNMENT AND MAY CHANGE DURING DEVELOPMENT OF DETAILED DESIGN STAGE.
6) LENGTH OF RETURN WALL / WING WALL / TOE WALL / PITCHING ETC. IS TO BE DECIDED AS PER THE SITE CONDITION.
7) DURING THE COURSE OF CONSTRUCTION, SAFETY & PROTECTION OF THE PROPOSED WORK AND SAFETY & PROTECTION OF THE RUNNING TRAIN ON THE EXISTING TRACK IS TO BE ENSURED BY THE CONTRACTOR
8) EXCAVATION / DISMANTLING OF ANY PORTION OF EXISTING BRIDGE OR ANY ELEMENT OF EXISTING PERMANENT WAY OR ANY WORK AFFECTING THE SAFETY OF THE EXISTING BRIDGE / PERMANENT WAY OR SAFETY OF THE RUNNING TRAINS WILL REQUIRE THE PRIOR WRITTEN APPROVAL OF THE ENGINEER/EMPLOYER.

FOUNDATION

1) SAFE BEARING CAPACITY OF SOIL SHALL BE DETERMINED BY SUITABLE METHOD BEFORE DESIGN OF STUCTURES.

GEO-TECHNICAL

1) FOR TENDER PURPOSE REFER TO GEOTECHNICAL & HYDROLOGICAL INVESTIGATION REPORT IN DATA BOOK 2/2.
2) GEO-TECHNICAL BORE HOLE DATA REFERED IN GAD IS INDICATIVE ONLY.
3) DETAILED GEO-TECHNICAL INVESTIGATION SHALL BE CARRIED OUT DURING DETAILED DESIGN STAGE IF REQUIRED.

Formation width of 13.5m to be read as 13.86m & respectively
dimensons are to be corrected according by the Bidder

Project Title :	Client :	Drawing Title :	Drawing Number :	Consultant :
Dedicated Freight Corridor Project (Western Corridor Phase-1: Rewari - Vadodara Section)	Dedicated Freight Corridor Corporation of India (A GOVERNMENT OF INDIA UNDERTAKING) 5th Floor, Pragati Maidan Metro Station Building, New Delhi-110001, INDIA	GENERAL ARRANGEMENT DRAWING FOR RCC BOX TYPE MINOR BRIDGE 01 PALANPUR CONNECTING LINE	NKC-CTS -BRD-AHM-PCL-00001 (SHEET 1 OF 1)	NK Consortium 4th Floor, Pragati Maidan Metro Station Building, New Delhi-110001, INDIA
			Scale : AS SHOWN	
			Reference : GAD PREPARED BY CPM AHMEDABAD	
			Drawn By : S. Salamuddin; Date : 30th, Sept, 2012	Checked By : M. N. Ahmad; Date : 1st, Oct, 2012	Approved By : H. Kawahara; Date : 3rd, Oct, 2012

V-4-2-570

Sect. No.	Structure Chainage	Proposed Bridge No.	FL (m)	BL (m)	GL (m)	HFL/FSL (m)	Type of Structure	Structure configuration	No. of tracks	Skew Angle	Type of Crossing	Box Configuration									Return Wall(U/S;D/S)				BERM LVL (m)
	DFC	DFC							Proposed for DFCC			n	W (m)	H (m)	T1 (m)	T2 (m)	A (m)	B (m)	Barrel Length-Z	FILL(m)	TOP LVL (m)	FDN LVL (m)	Height (m)	Length (m)	
9 (Palanpur Connecting Line)	162	1-PCL	186.564	184.970	184.970		Minor Bridge	Rcc Box	2	-	Drain	1	1.2	1.2	0.400	0.400	0.600	0.200	13.500	0.094	186.470	182.970	3.500	2.250	-
9 (Palanpur Connecting Line)	2405	5-PCL	192.174	189.874	191.995	192.000	Minor Bridge	Rcc Box	2	-	Drain	1	2.5	2.0	0.400	0.400	0.600	0.200	13.500	0.000	192.174	187.874	4.300	3.450	-
9 (Palanpur Connecting Line)	3911	7-PCL	199.664	198.164	201.087		Minor Bridge	Rcc Box	2	-	Drain	1	1.2	1.2	0.400	0.400	0.600	0.200	13.500	0.000	199.664	196.164	3.500	2.250	-
9 (Palanpur Connecting Line)	4638	9-PCL	203.299	201.799	202.290	203.190	Minor Bridge	Rcc Box	2	-	Drain	1	1.2	1.2	0.400	0.400	0.600	0.200	13.500	0.000	203.299	199.799	3.500	2.250	-
9 (Palanpur Connecting Line)	8214	15-PCL	218.051	215.751	215.789	217.350	Minor Bridge	Rcc Box	2	-	Drain	1	2.0	2.0	0.400	0.400	0.600	0.200	13.500	0.000	218.051	213.751	4.300	3.450	-

NOTE (i) F.L is based on the alignment drawing modified by NKC and should be reconfirmed in detailed design survey.
(ii) G.L is based on GAD prepared by CPM and should be reconfirmed in detailed design and survey.
(iii) Nos. of Track shall be confirmed from FLS & Station Yard Plan
(iv) Berm of 1.5 m width shall be provided on the slope of every 6 m height.
(v) Barrel Length may varry as per site condition.

Formation width of 13.5m to be read as 13.86m & respectiv
dimensons are to be corrected according by the Bidde

NK CONSORTIUM

Project Title :
Dedicated Freight Corridor Project
(Western Corridor Phase-1:
Rewari - Vadodara Section)

Client :
Dedicated Freight Corridor Corporation of India
(A GOVERNMENT OF INDIA UNDERTAKING)
5th Floor, Pragati Maidan Metro Station Building,
New Delhi-110001, INDIA

Drawing Title :
GENERAL ARRANGEMENT DRAWING
FOR RCC BOX TYPE MINOR BRIDGE 01
PALANPUR CONNECTING LINE

Drawing Number : NKC-CTS -BRD-AHM-PCL-00001 (SHEET 2 OF 2)
Scale : AS SHOWN
Reference : GAD PREPARED BY CPM AHMEDABAD

Drawn By : S. Salamuddin	Checked By : M. N. Ahmad	Approved By : H. Kawahara
Date : 30th , Sept , 2012	Date : 1st , Oct , 2012	Date : 3rd , Oct , 2012

Consultant :
NK Consortium
4th Floor, Pragati Maidan Metro Station Building,
New Delhi-110001, INDIA

V-4-2-571

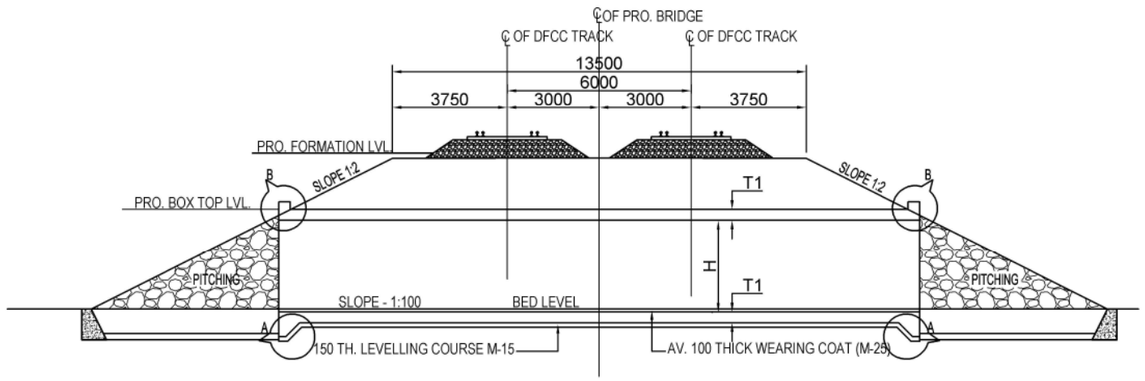

SECTION A-A
(SCALE 1:200)

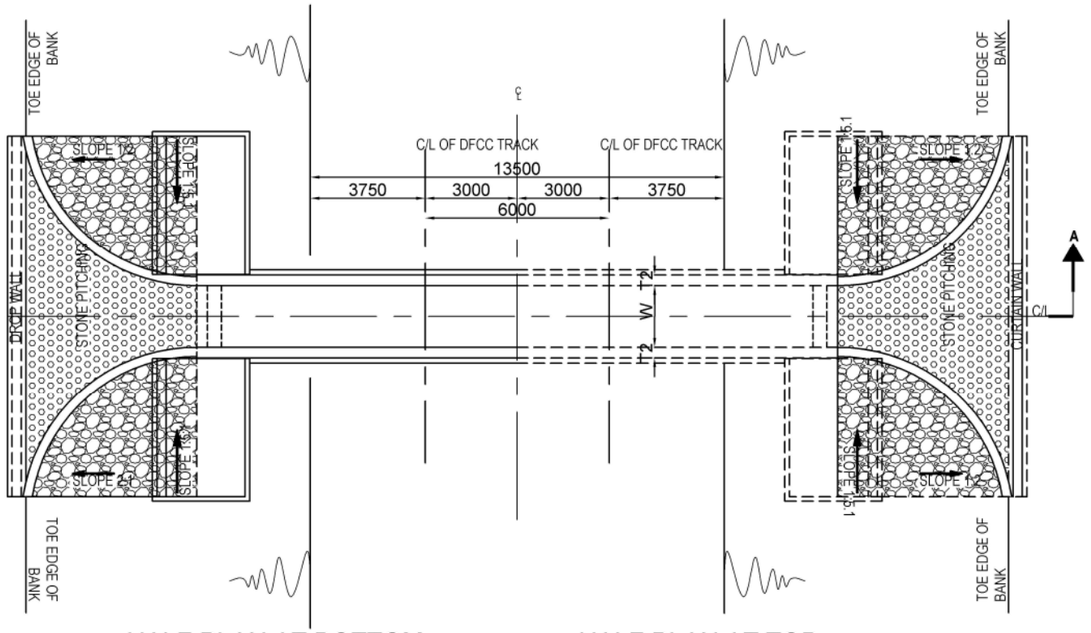

HALF PLAN AT BOTTOM
(SCALE 1:200)

HALF PLAN AT TOP
(SCALE 1:200)

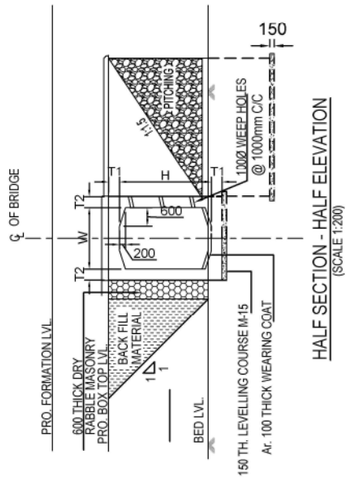

HALF SECTION - HALF ELEVATION
(SCALE 1:200)

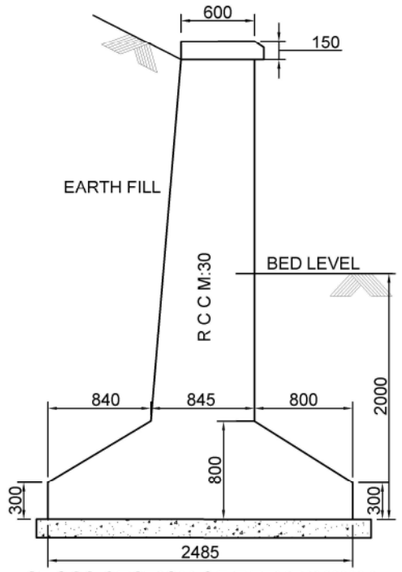

CROSS SECTION OF RETURN WALL
(SCALE 1:50)

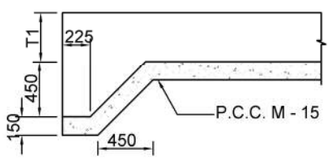

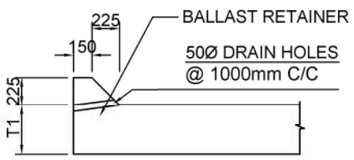

DETAIL AT A & B
(SCALE 1:50)

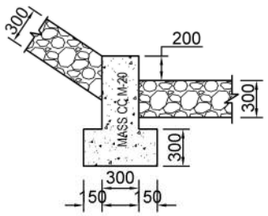

SECTION OF TOE WALL
(SCALE 1:50)

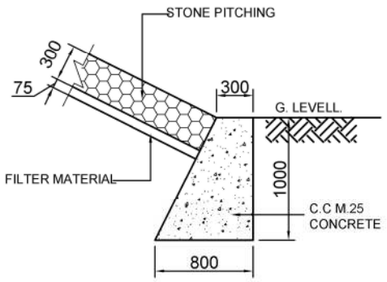

SECTION OF CURTAIN/DROP WALL
(SCALE 1:50)

Formation width of 13.5m to be read as 13.4m & respectively
dimensons are to be corrected according by the Bidder

GENERAL NOTES:

1) ALL DIMENSIONS ARE IN MILLIMETERS AND LEVELS ARE IN METER UNLESS OTHERWISE SPECIFIED.
2) ALL DIMENSIONS ARE TO BE READ AND NOT MEASURED.
3) THIS GENERAL ARRANGEMENT DRAWING IS INDICATIVE AND IS MEANT ONLY FOR GUIDANCE FOR THE BIDDERS. ALL THE ENGINEERING DETAILS ARE TO BE DEVELOPED & DESIGNED BY THE CONTRACTOR AS PER THE EMPLOYER'S REQUIREMENTS, SPECIFICATIONS, AND SITE DIMENSIONS / CONDITIONS AND SHALL BE APPROVED BY ENGINEER/EMPLOYER.
4) ALL DIMENSIONS SHALL BE VERIFIED WITH RESPECT TO EXISTING IR BRIDGES ON THE PARRALEL ALIGNMENT AND RECONCILED BEFORE EXECUTION.
5) FORMATION LEVEL SHOWN IN GAD IS AS PER PROPOSED LONGITUDINAL SECTION OF THE ALIGNMENT AND MAY CHANGE DURING DEVELOPMENT OF DETAILED DESIGN STAGE.
6) LENGTH OF RETURN WALL / WING WALL / TOE WALL / PITCHING ETC. IS TO BE DECIDED AS PER THE SITE CONDITION.
7) DURING THE COURSE OF CONSTRUCTION, SAFETY & PROTECTION OF THE PROPOSED WORK AND SAFETY & PROTECTION OF THE RUNNING TRAIN ON THE EXISTING TRACK IS TO BE ENSURED BY THE CONTRACTOR
8) EXCAVATION / DISMANTLING OF ANY PORTION OF EXISTING BRIDGE OR ANY ELEMENT OF EXISTING PERMANENT WAY OR ANY WORK AFFECTING THE SAFETY OF THE EXISTING BRIDGE / PERMANENT WAY OR SAFETY OF THE RUNNING TRAINS WILL REQUIRE THE PRIOR WRITTEN APPROVAL OF THE ENGINEER/EMPLOYER.

FOUNDATION

1) SAFE BEARING CAPACITY OF SOIL SHALL BE DETERMINED BY SUITABLE METHOD BEFORE DESIGN OF STUCTURES.

GEO-TECHNICAL

1) FOR TENDER PURPOSE REFER TO GEOTECHNICAL & HYDROLOGICAL INVESTIGATION REPORT IN DATA BOOK 2/2.
2) GEO-TECHNICAL BORE HOLE DATA REFERED IN GAD IS INDICATIVE ONLY.
3) DETAILED GEO-TECHNICAL INVESTIGATION SHALL BE CARRIED OUT DURING DETAILED DESIGN STAGE IF REQUIRED.

Project Title : Dedicated Freight Corridor Project (Western Corridor Phase-1: Rewari - Vadodara Section)	Client : Dedicated Freight Corridor Corporation of India (A GOVERNMENT OF INDIA UNDERTAKING) 5th Floor, Pragati Maidan Metro Station Building, New Delhi-110001, INDIA	Drawing Title : GENERAL ARRANGEMENT DRAWING FOR RCC BOX TYPE MINOR BRIDGE 02 PALANPUR CONNECTING LINE	Drawing Number : NKC-CTS -BRD-AHM-PCL-00002 (SHEET 1 OF 2)
			Scale : AS SHOWN
			Reference : GAD PREPARED BY CPM AHMEDABAD
			Drawn By : S. Salamuddin, Date : 30th, Sept, 2012 / Checked By : M. N. Ahmad, Date : 1st, Oct, 2012 / Approved By : H. Kawahara, Date : 3rd, Oct, 2012

Consultant : NK Consortium
4th Floor, Pragati Maidan Metro Station Building, New Delhi-110001, INDIA

V-4-2-572

Sect. No.	Structure Chainage	Proposed Bridge No.	FL (m)	BL (m)	GL (m)	HFL/FSL (m)	Type of Structure	Structure configuration	No. of tracks	Skew Angle	Type of Crossing	Box Configuration									Return Wall(U/S;D/S)				BERM LVL (m)
	DFC	DFC							Proposed for DFCC			n	W (m)	H (m)	T1 (m)	T2 (m)	A (m)	B (m)	Barrel Length-Z	FILL(m)	TOP LVL (m)	FDN LVL (m)	Height (m)	Length (m)	
9 (Palanpur Connecting Line)	5182	10-PCL	206.019	202.468	202.468	202.990	Minor Bridge	Rcc Box	2	-	Drain	1	1.2	1.2	0.400	0.400	0.600	0.200	22.454	2.051	203.968	200.468	3.500	2.250	-
9 (Palanpur Connecting Line)	9788	18-PCL	224.677	218.612	218.612	219.900	Minor Bridge	Rcc Box	2	25^0	Drain	1	2.0	2.0	0.350	0.350	0.600	0.200	29.510	3.815	220.862	216.612	4.250	3.375	218.677
9 (Palanpur Connecting Line)	11750	23-PCL	234.127	217.949	217.949	218.750	Minor Bridge	Rcc Box	2	-	Drain	1	1.2	1.2	0.400	0.400	0.600	0.200	75.962	14.678	219.449	215.949	3.500	2.250	228.127

NOTE: (i) F.L is based on the alignment drawing modified by NKC and should be reconfirmed in detailed design survey.
(ii) G.L is based on GAD prepared by CPM and should be reconfirmed in detailed design and survey.
(iii) Nos. of Track shall be confirmed from FLS & Station Yard Plan
(iv) Berm of 1.5 m width shall be provided on the slope of every 6 m height.
(v) Barrel Length may varry as per site condition.

Formation width of 13.5m to be read as 13.86m & respectiv
dimensons are to be corrected according by the Bidde

Project Title :
Dedicated Freight Corridor Project
(Western Corridor Phase-1:
Rewari - Vadodara Section)

Client :
Dedicated Freight Corridor Corporation of India
(A GOVERNMENT OF INDIA UNDERTAKING)
5th Floor, Pragati Maidan Metro Station Building,
New Delhi-110001, INDIA

Drawing Title :
GENERAL ARRANGEMENT DRAWING
FOR RCC BOX TYPE MINOR BRIDGE 02
PALANPUR CONNECTING LINE

Drawing Number : NKC-CTS -BRD-AHM-PCL-00002 (SHEET 2 OF 2)
Scale : AS SHOWN
Reference : GAD PREPARED BY CPM AHMEDABAD
Drawn By : S. Salamuddin Date : 30th , Sept , 2012
Checked By : M. N. Ahmad Date : 1st , Oct , 2012
Approved By : H. Kawahara Date : 3rd , Oct , 2012

Consultant :
NK Consortium
4th Floor, Pragati Maidan Metro Station Building,
New Delhi-110001, INDIA

V-4-2-573

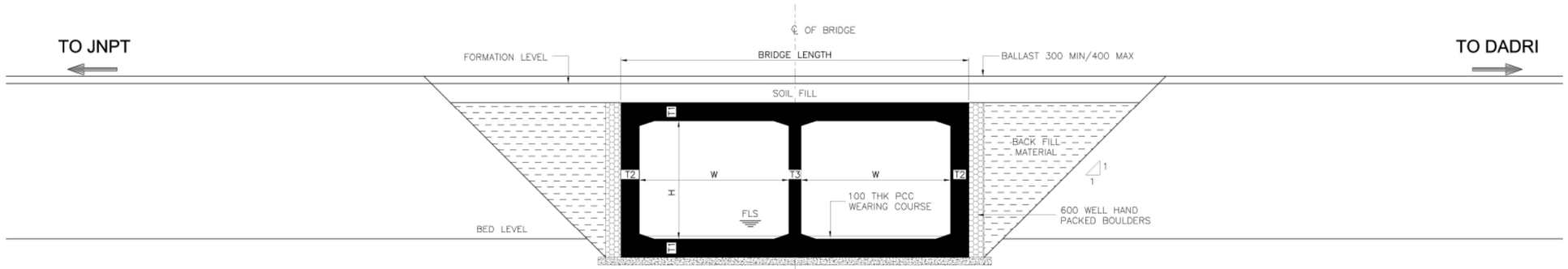

SECTION A-A

SCALE 1:100

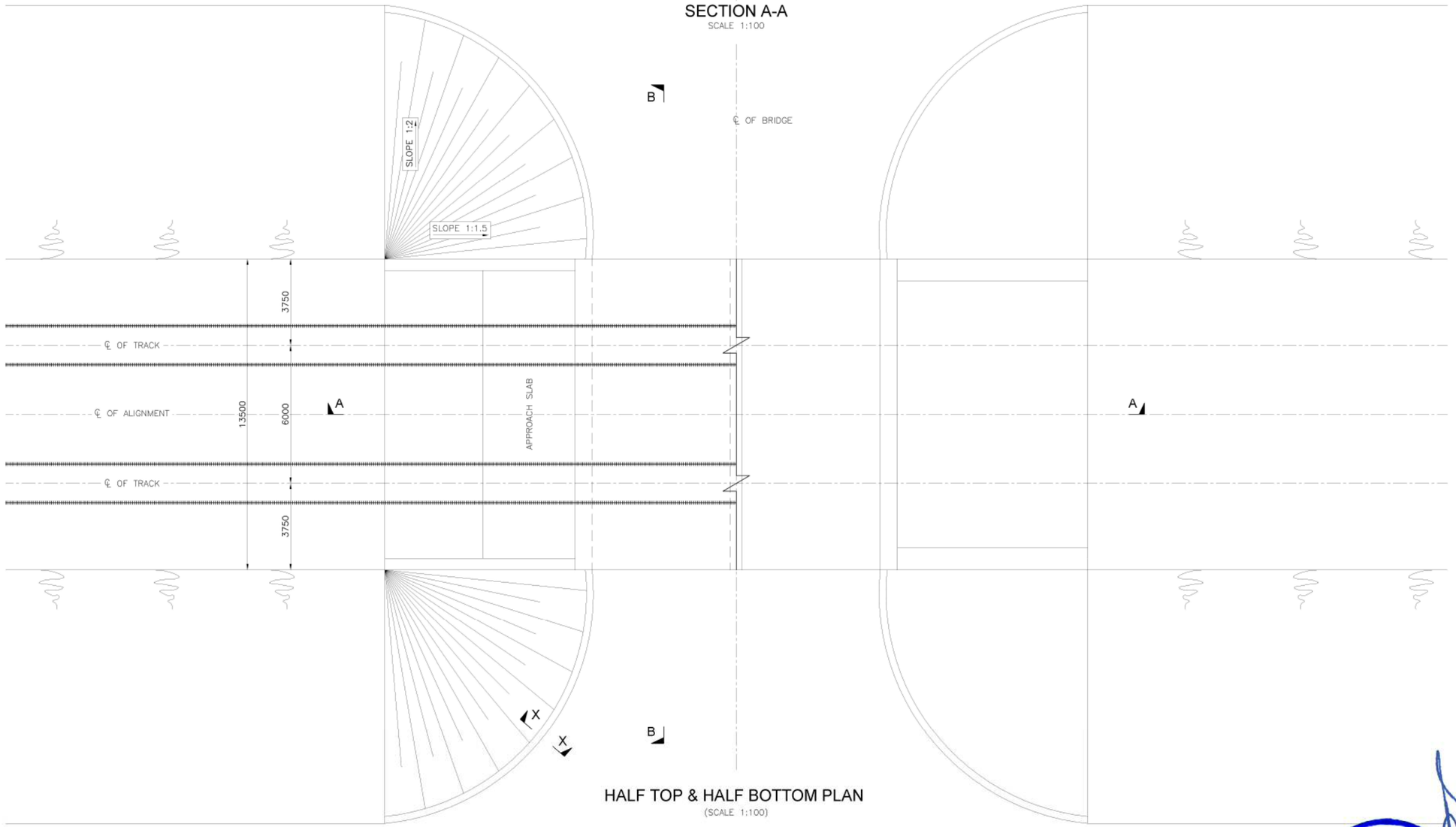

HALF TOP & HALF BOTTOM PLAN

(SCALE 1:100)

GENERAL NOTES:

1) ALL DIMENSIONS ARE IN MILLIMETERS AND LEVELS ARE IN METER UNLESS OTHERWISE SPECIFIED.
2) ALL DIMENSIONS ARE TO BE READ AND NOT MEASURED.
3) THIS GENERAL ARRANGEMENT DRAWING IS INDICATIVE AND IS MEANT ONLY FOR GUIDANCE FOR THE BIDDERS. ALL THE ENGINEERING DETAILS ARE TO BE DEVELOPED & DESIGNED BY THE CONTRACTOR AS PER THE EMPLOYER'S REQUIREMENTS, SPECIFICATIONS, AND SITE DIMENSIONS / CONDITIONS AND SHALL BE APPROVED BY ENGINEER/EMPLOYER.
4) ALL DIMENSIONS SHALL BE VERIFIED WITH RESPECT TO EXISTING IR BRIDGES ON THE PARRALEL ALIGNMENT AND RECONCILED BEFORE EXECUTION.
5) FORMATION LEVEL SHOWN IN GAD IS AS PER PROPOSED LONGITUDINAL SECTION OF THE ALIGNMENT AND MAY CHANGE DURING DEVELOPMENT OF DETAILED DESIGN STAGE.
6) LENGTH OF RETURN WALL / WING WALL / TOE WALL / PITCHING ETC. IS TO BE DECIDED AS PER THE SITE CONDITION.
7) DURING THE COURSE OF CONSTRUCTION, SAFETY & PROTECTION OF THE PROPOSED WORK AND SAFETY & PROTECTION OF THE RUNNING TRAIN ON THE EXISTING TRACK IS TO BE ENSURED BY THE CONTRACTOR
8) EXCAVATION / DISMANTLING OF ANY PORTION OF EXISTING BRIDGE OR ANY ELEMENT OF EXISTING PERMANENT WAY OR ANY WORK AFFECTING THE SAFETY OF THE EXISTING BRIDGE / PERMANENT WAY OR SAFETY OF THE RUNNING TRAINS WILL REQUIRE THE PRIOR WRITTEN APPROVAL OF THE ENGINEER/EMPLOYER.

FOUNDATION

1) SAFE BEARING CAPACITY OF SOIL SHALL BE DETERMINED BY SUITABLE METHOD BEFORE DESIGN OF STUCTURES.

GEO-TECHNICAL

1) FOR TENDER PURPOSE REFER TO GEOTECHNICAL & HYDROLOGICAL INVESTIGATION REPORT IN DATA BOOK 2/2.
2) GEO-TECHNICAL BORE HOLE DATA REFERED IN GAD IS INDICATIVE ONLY.
3) DETAILED GEO-TECHNICAL INVESTIGATION SHALL BE CARRIED OUT DURING DETAILED DESIGN STAGE IF REQUIRED.

Formation width of 13.5m to be read as 13.86m & respecti
dimensons are to be corrected according by the Bidde

Project Title : Dedicated Freight Corridor Project (Western Corridor Phase-1: Rewari - Vadodara Section)	Client : Dedicated Freight Corridor Corporation of India (A GOVERNMENT OF INDIA UNDERTAKING) 5th Floor, Pragati Maidan Metro Station Building, New Delhi-110001, INDIA	Drawing Title : GENERAL ARRANGEMENT DRAWING FOR RCC BOX TYPE MINOR BRIDGE 03 PALANPUR CONNECTING LINE	Drawing Number : NKC-CTS -BRD-AHM-PCL-00003 (SHEET 1 OF 3)
			Scale : AS SHOWN
			Reference : GAD PREPARED BY CPM AHMEDABAD
			Drawn By : S. Salamuddin, Date : 30th, Sept, 2012 / Checked By : M. N. Ahmad, Date : 1st, Oct, 2012 / Approved By : H. Kawahara, Date : 3rd, Oct, 2012

Consultant: NK Consortium, 4th Floor, Pragati Maidan Metro Station Building, New Delhi-110001, INDIA